

K-10 montmorillonite: An efficient and reusable catalyst for selective oxidation of aldehydes in the presence of dioxygen

Ikram El Amrani* and Ahmed Atlamsani

University Abdelmalek Essaadi, Faculty of Sciences - Tetouan, Laboratory of Materials and Interfacial Systems, PO Box 2121, 93030, Tetouan, Morocco

Abstract: A commercial montmorillonite clay catalyst, K-10 montmorillonite, was tested for catalytic oxidation of aldehydes in the presence of molecular oxygen under mild conditions. K-10 montmorillonite catalysed the oxidation of aldehydes with good activity and excellent selectivity toward the formation of the corresponding acids. The effects of the amount of catalyst, temperature and solvent on the catalytic activity were investigated. Remarkably, this catalyst was reusable without any appreciable loss in activity and selectivity.

Keywords: Aldehydes; Carboxylic acids; heterogeneous catalysts; Oxidation; Recycling.

Introduction

Selective catalytic oxidation of aldehydes to corresponding acids has recently been subject to considerable interest due to various potentials in organic synthesis and industrial applications^{1, 2}. In addition to numerous versatile methods for the oxidation of aldehydes, more convenient methods such as Baeyer-Villiger oxidation³⁻⁷, Cannizzaro reaction⁸⁻¹³, and metal catalysed oxidation have been reported¹⁴⁻¹⁹.

Although many reagents are known to oxidize alcohols to aldehydes or ketones^{20,21}, the next step of oxidation from the aldehyde to acid is relatively much more difficult to achieve using a very mild procedure and ensuing good yields²². Various oxidants such as *t*-BuOOH²³, H₂O₂^{3,18,24}, and molecular oxygen²⁵⁻²⁷ are applied in the catalytic oxidation of aldehydes to the corresponding carboxylic acids. However, despite the merits of these procedures, they might have various disadvantages such as harsh reaction conditions, the excessive requirement for reagents or catalysts, prolonged reaction time, tedious work-up procedures, non-reusability of the catalysts, and low yields of products. Development of a more efficient, convenient, and environment-friendly oxidation methods for aldehydes is therefore still a significant experimental challenge for chemists. The development of heterogeneous catalysts for the aerobic oxidation of organic compounds is a challenging goal²⁸⁻³³. Dioxygen and commercially available K-10 montmorillonite are materials that can fulfil these requirements. K-10 montmorillonite has been widely used in synthetic organic chemistry because it is a non-toxic, reusable, inexpensive,

preventing waste, and promote the atom economy. It is highly effective under mild reaction conditions, and recyclable purpose³⁴⁻³⁸. K-10 montmorillonite is a solid acid of moderate acid strength. Its Hammett constant is $H_0 = -8$, which is similar to that of concentrated HNO₃. It is a layered alumino-silicate with a dioctahedral layer sandwiched between two tetrahedral layers³⁹.

Clays function as efficient catalysts for various organic transformations due to their Brönsted and Lewis acidities in both their natural and ion-exchanged forms⁴⁰. Due to intense catalytic activity as Brönsted acid, K-10 montmorillonite clay has been used extensively as a catalyst in γ -lactones⁴¹. The synthesis of fused heterocycles⁴², the Friedel-Crafts reaction⁴³, acetal and ketal deprotection reactions, selective bromination of alkylbenzenes⁴⁴, oxidation of organic sulfides to sulfoxides⁴⁵, the synthesis of biomarkers⁴⁶, oxidative demethylation of methyl phenols to benzoquinones⁴⁷, (2,5) intramolecular ene cyclization⁴⁸, Michael addition⁴⁹, Boc group removal from aromatic amines⁵⁰, and the Diels-Alder reaction⁵¹.

In the present work, we set out to optimize conditions for the oxidation of aldehydes to carboxylic acids in the presence of dioxygen. Most experimental parameters, such as the amount of catalyst, temperature, and solvent were systematically optimized.

Results and Discussion

Characterization of the materials

*Corresponding author: Ikram El Amrani
Email address : elamra.ikram@gmail.com
DOI:

Received April 25, 2019
Accepted May 31, 2019
Published July 5, 2019

The composition (wt %) of K-10MT determined by X-ray fluorescence (XRF) includes 82.67% of SiO₂, 13.93% of Al₂O₃, 1.61% of Fe₂O₃, 0.32% of TiO₂, 0.10% of CaO, and 1.36% of K₂O. The calculated cation exchange capacity was 0.8 mequiv./g clay.

The X-ray diffraction patterns of the K-10MT before (a) and after (b) oxidation reaction are presented in Figure 4. They exhibit characteristic reflections usually observed for smectites⁵². The basal spacing (d_{001}) for K-10MT is about 10.3°A. The different (0 0 1) positions observed could, thus, be explained by different water amounts in the interlamellar space of the clay mineral. Moreover, the (0 0 1) peak is broader, which can be explained by considering a higher crystallization state of K-10MT.

Infrared spectra (Figure 5) are evident in the frequency range of 4000–400 cm⁻¹. The distinct increase of infrared absorbency at 3620–918 cm⁻¹ confirms the dominant presence of di-octahedral smectite with [Al, Al-OH] stretching and bending bands⁵³. The adsorption bands at 3412–1645 cm⁻¹ correspond to OH frequencies for the water molecule adsorbed on the clay surface. Bands at 468–520 cm⁻¹ can be assigned to [Si-O-Al] and [Si-O-Si]. Bands at 806 cm⁻¹ are characteristics of quartz. The (Si-O)

bands are strongly evident in the structure and can be readily recognized in the infrared spectrum by the very strong adsorption bands in the 1100–1000 cm⁻¹ region.

Oxidation of hexanal

The study of the oxidation of aldehydes uses commercial K-10MT as heterogeneous and dioxygen as a clean oxidant. Initially, the oxidation of hexanal was chosen in order to investigate the catalytic activity, selectivity, and stability of the clays.

The amount effect of catalyst and substrate

The amount effect of K-10MT on the conversion of hexanal, using a mixed water/acetic acid (4.5/0.5 mL/mL) solvent was investigated (Figure 1). The amount of K-10MT was increased from 0 to 0.6 g, and the conversion of the hexanal was increased to reach an optimum of 90% for 0.2 g. This point can be explained by the increase in the number of acid and redox sites available for the oxidation reaction. Blank experiments performed in the absence of K-10MT showed that the hexanoic acid could not be synthesized.

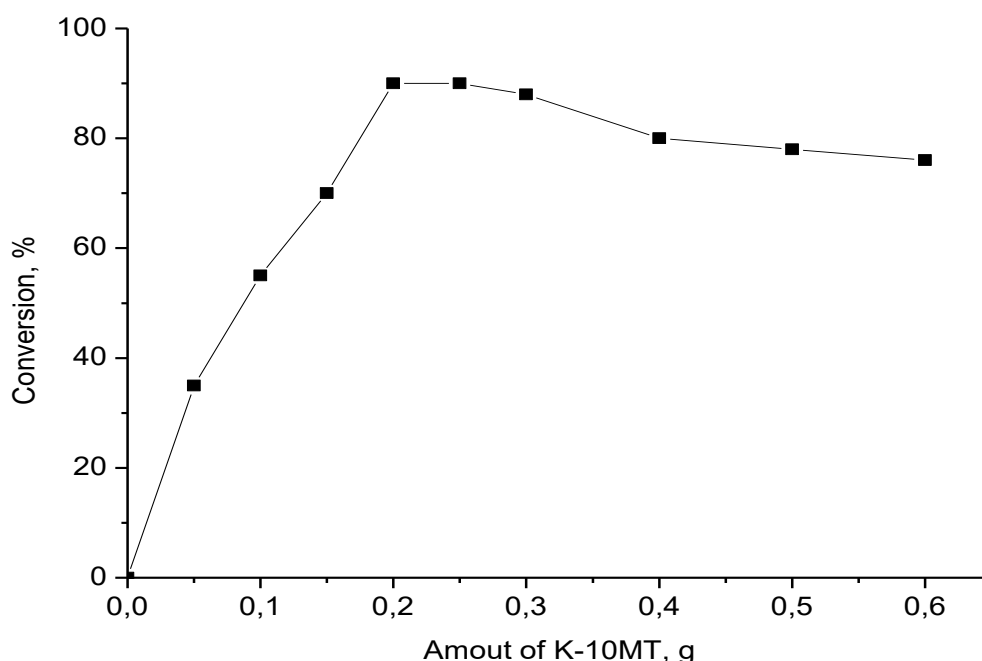


Figure 1. Effect of the catalyst amount on the conversion of hexanal.

Conditions: hexanal (5mmol), AcOH/H₂O (4.5 mL/0.5 mL), H₃PO₄ (0.2mmol), t = 24 h, T = 70°C, p(O₂) = 0.1MPa.

The effect of the initial amount of hexanal (1–8 mmol, at 70°C) was tested on the conversion rate by keeping the optimum amount of catalyst, which is 0.2 g. As shown in Figure 2, the conversion increased with the increase in the quantity of hexanal reaching a

maximum of 90% for 5 mmol. In the following, all the catalysis tests were; thus, performed using 0.2 g of solid K-10MT and 5 mmol of the substrate as optimum values for maximum conversion.

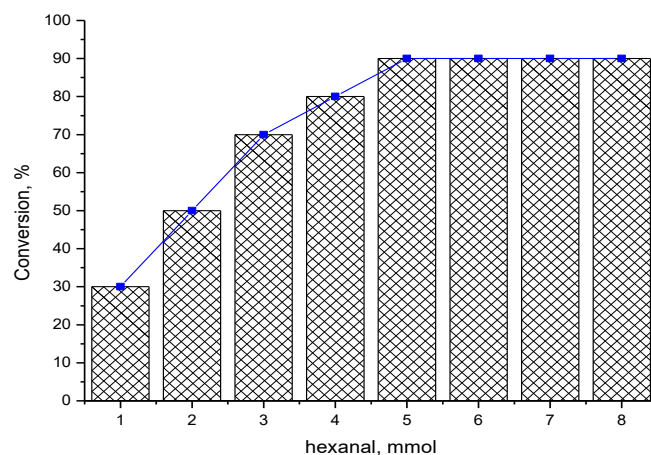


Figure 2. Effect of the substrate amount on the conversion of hexanal.

Conditions: K-10MT (0.2g), H_3PO_4 (0.2mmol), AcOH/ H_2O (4.5 mL/0.5 mL), $t = 24$ h, $T = 70^\circ C$, $p(O_2) = 0.1MPa$.

Effect of temperature

We studied the temperature role on the conversion of hexanal into hexanoic acid. To this end,

we realized the oxidation reaction at room temperature (Table 1, entry 1), at $40^\circ C$ (Table 1, entry 2), and $70^\circ C$ (Table 1, entry 3). The yield in acid was gradually increased from 16 to 88%.

Table 1. Oxidation of hexanal with MT K-10/ O_2 ^a: reaction temperature effect

Entry	Temperature ($^\circ C$)	Time (h)	Conversion ^b (%)	Acid Yield ^b (%)
1	r.t.	48	16	14
2	40	24	60	58
3	70	24	90	88

^aConditions: hexanal (5mmol), K-10MT (0.2g), H_3PO_4 (0.2mmol), AcOH/ H_2O (4.5 mL/0.5 mL), $p(O_2) = 0.1MPa$.

^bConversions and yields were determined by GC analysis, r.t. room temperature.

However, the optimal yield (88%) was obtained after 24 hours of reaction at $70^\circ C$ (Table 1, entry 3). It should be noted that the K-10MT remains less active at room temperature (Table 1, entry 1).

Effect of solvent

A solvent effect on the oxidation of hexanal with pure dioxygen and K-10MT was studied thoroughly. The main results obtained are summarized in Table 2.

Table 2. Effect of solvents on the catalytic oxidation of hexanal using (K-10MT) as a catalyst^a

Entry	Solvent (mL)	T($^\circ C$)	Conversion ^b (%)	Yield ^b (%)
1	Toluene (5)	70	88	86
2	THF (5)	40	90	87
3	CH_3CN (5)	70	88	86
4 ^c	MeOH (5)	60	13	12
5	-	70	80	75
6	H_2O (5)	70	45	43
7	AcOH (5)	70	70	64
8	AcOH/ H_2O (4.5/0.5)	70	90	88
9	AcOH/ H_2O (4/1)	70	45	43
10	AcOH/ H_2O (3/2)	70	43	42
11	AcOH/ H_2O (2.5/2.5)	70	42	37

^aConditions: hexanal (5mmol), K-10MT (0.2g), H_3PO_4 (0.2mmol), $t = 24$ h, $T = 70^\circ C$, $p(O_2) = 0.1MPa$.

^bConversions and yields were determined by GC analysis.

^cTwenty-four hour, the product is identified as methyl heptanoate.

We have tested many solvents with different properties (non-polar, polar protic, and polar aprotic), in order to find the best media of our oxidation. Thus, moderate conversions and yields are observed using Toluene, THF, CH₃CN, and MeOH (Table 2, entries 1-4). In the absence of a solvent (Table 2, entry 5) complete conversion was obtained without a considerable reduction in the yield of the reaction, which was around 80%. In aqueous media, the conversion reaches only 45% after 24 hours of reaction time (Table 2, entry 6) and with pure acetic acid (AcOH); slightly lower values are obtained in (Table 2, entry 7). The best result is obtained with AcOH/H₂O (4.5 mL/0.5 mL), giving 90% conversion after 24 h (Table 2, entry 8). Probably, this mixture provides good acidity for the medium of reaction that promotes the oxidation of the hexanal.

Even if the initial rates are higher for compositions with a lower AcOH/H₂O ratio (4/1, 3/2, or 2.5/2.5 (v/v)), see (Table 2, entries 9-11), the final conversions after 24 h drop dramatically to values less than half of those obtained with AcOH/H₂O.

Moreover, X-ray fluorescence analyses have shown that iron and titanium are present in K-10MT.

Thus, the active species could correspond to Fe(II) and/or Fe(III) species and/or Ti(IV). We think that the mixed solvent AcOH/H₂O (4.5 mL/0.5 mL) facilitates the reduction rate of Mⁿ⁺ (M = Fe or Ti) and increases the solubility of dioxygen⁵⁴. In the following, the tests have been carried out with the AcOH/H₂O = 4.5/0.5 (v/v) mixed solvent.

Catalyst regeneration

The K-10MT obtained was separated at the reaction temperature from the reaction mixture by filtration and washed four times with distilled water. The resulting K-10MT was dried at 373K for 10h, grounded into a fine powder and used again to study its activity for the oxidation reaction. Figure 3 shows that the K-10MT can be recycled several times without any significant loss in activity and selectivity (the small observed variations are within the experimental error). This means that the structure of the active centers is maintained from one test to another. Structural evolution of recovered catalyst at the end of the reaction was monitored with X-ray diffraction (Figure 4) and IR spectra (Figure 5) and XRF Table 3.

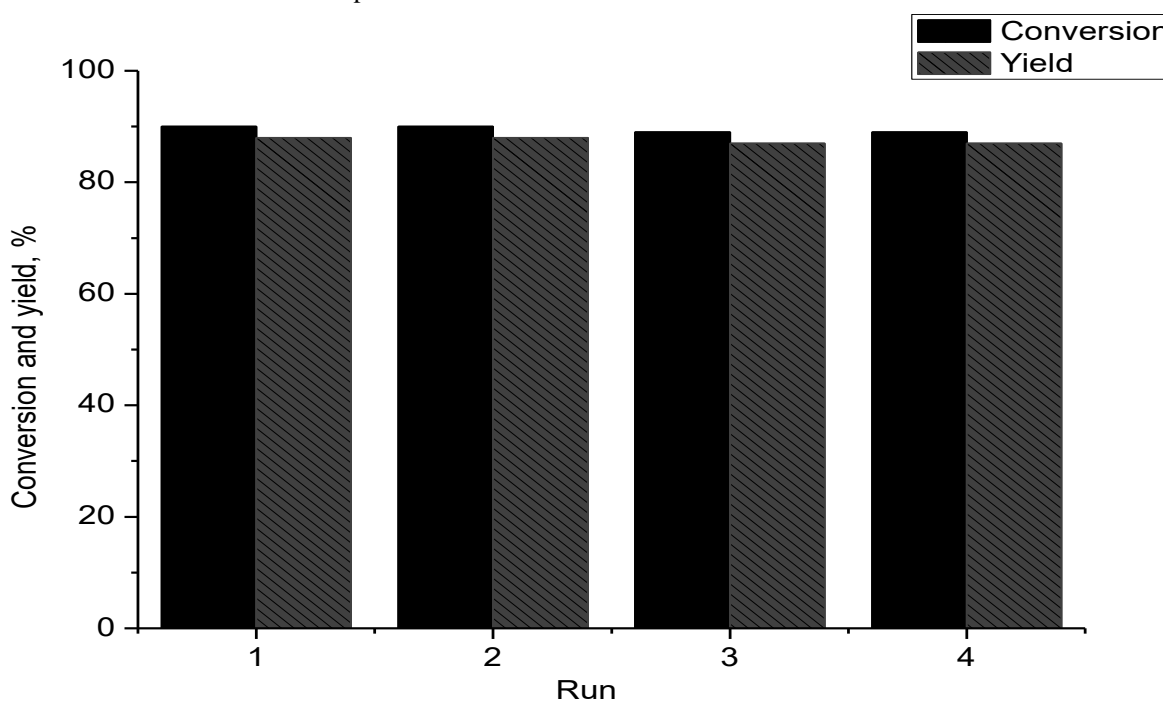


Figure 3. Recycling of K-10MT catalyst in the oxidation of hexanal by dioxygen.

Conditions: hexanal (5mmol), K-10MT (0.2g), H₃PO₄ (0.2mmol), AcOH/H₂O (4.5 mL/0.5 mL), t = 24 h, T = 70°C, p(O₂) = 0.1MPa

We would like to emphasize that the crystallographic structure of the K-10MT was not altered through the experiments. Thus, the X-ray

diffractograms after oxidation reaction show peaks corresponding to K-10MT (Figure 4).

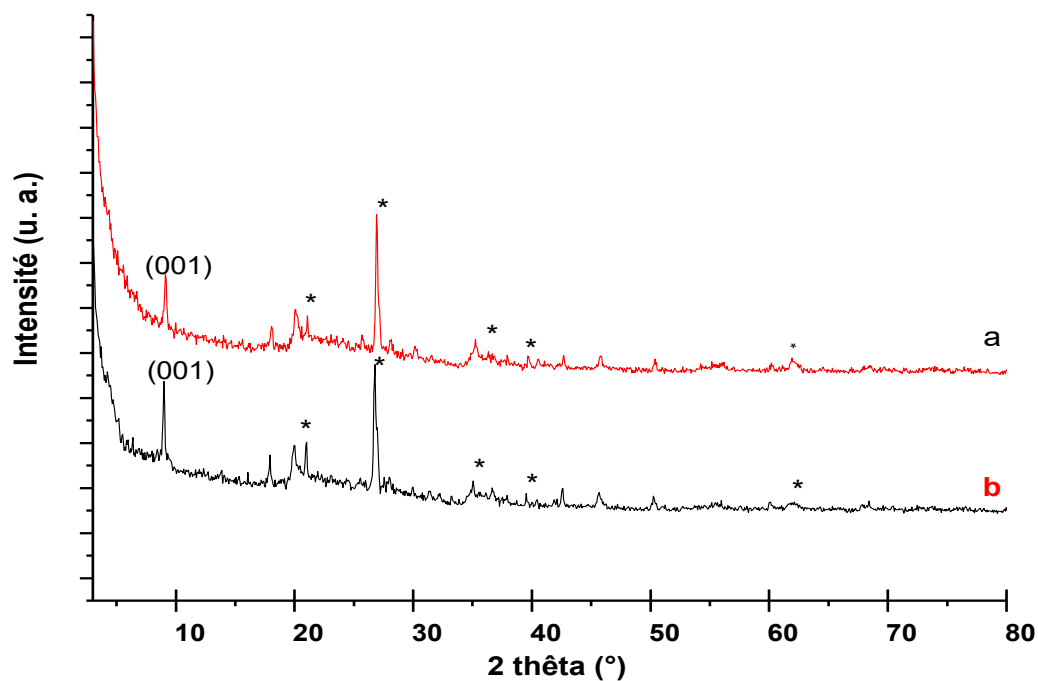


Figure 4. X-ray diffractograms of K-10MT before (a) and after (b) oxidation reaction.
*: quartz

The IR spectra of K-10MT after oxidation reaction show the characteristic bands of

K-10MT, which correspond to Si-O and Al-OH (Figure 5).

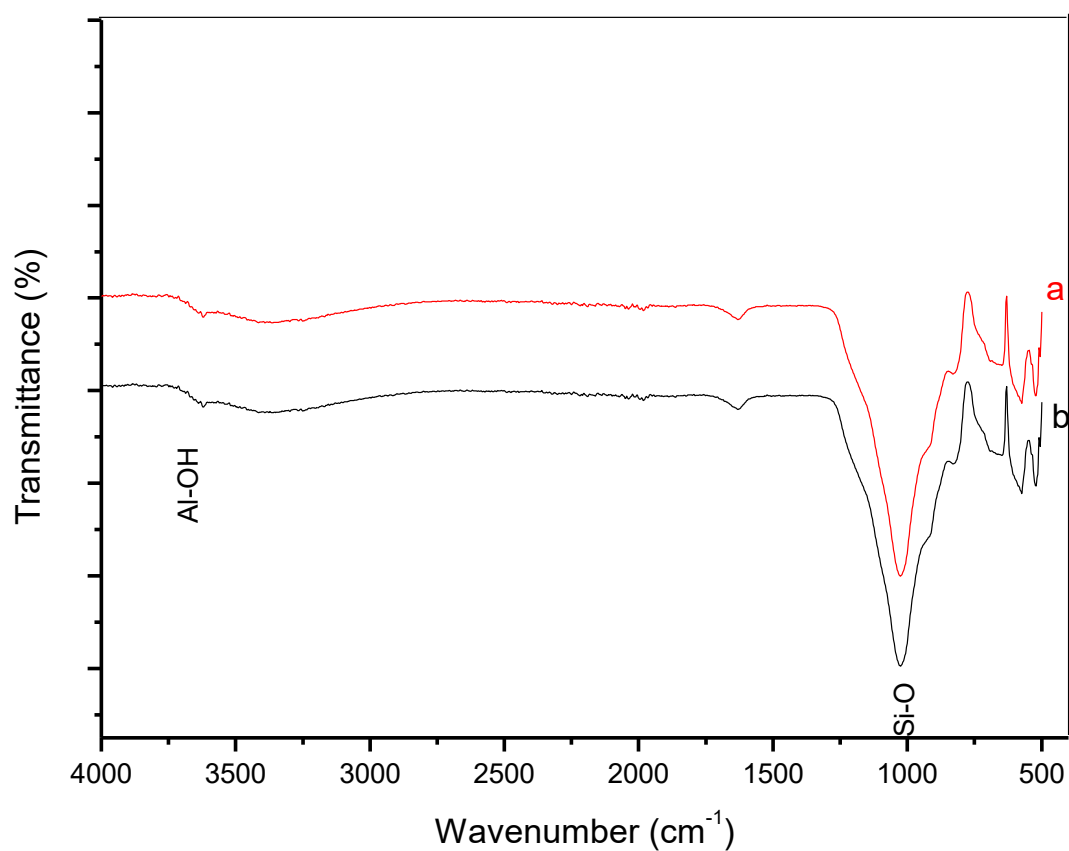


Figure 5. IR spectra of K-10MT before (a) and after (b) oxidation reaction.

The XRF chemical analyses (wt. %) of the fresh clay

and recovered catalysts are given in Table 3.

Table 3. X-ray fluorescence analyses of the fresh and recovered catalysts.

Run	% (W/W)					
	SiO ₂	Al ₂ O ₃	Fe ₂ O ₃	TiO ₂	CaO	K ₂ O
0	82,67	13,93	1,61	0,32	0,10	1,36
1	82,72	13,93	1,52	0,34	0,09	1,40
2	82,74	13,93	1,51	0,34	0,08	1,40
3	82,75	13,93	1,50	0,34	0,08	1,40
4	82,77	13,93	1,48	0,34	0,08	1,40
5	82,77	13,93	1,48	0,34	0,08	1,40

Conditions: hexanal (5 mmol), K-10MT (0.2 g), H₃PO₄ (0.2mmol), AcOH/H₂O (4.5 mL/0.5 mL), t = 24 h, T = 70°C, p(O₂) = 0.1MPa.

The variations of the relative content of metals (M/M₀) in the K-10MT with several runs are given in (Figure 6) in which M₀ and M are the wt. % of the oxide elements in the fresh clay and recovered catalysts samples. Different behaviours are observed

depending on the nature of the element. The relevant contents of the leached elements in the K-10MT decrease in the order of Ca²⁺, Fe³⁺, K⁺, and Ti⁴⁺ with the increase in several runs.

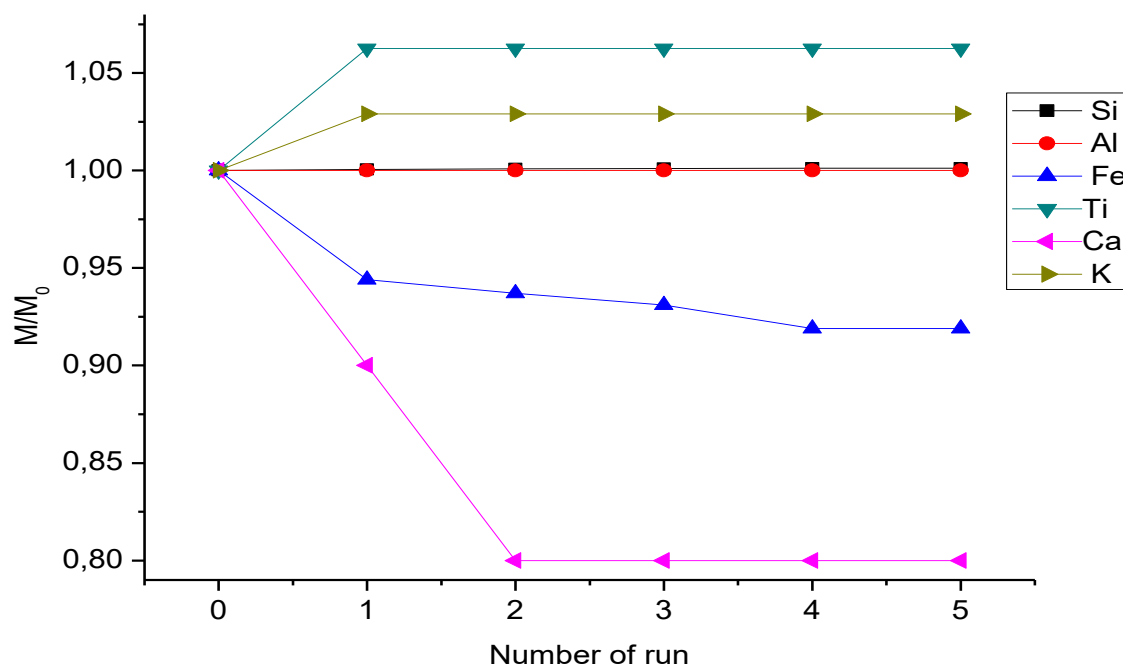


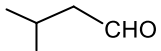
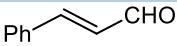
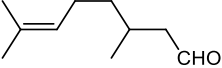
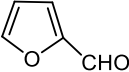
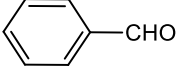
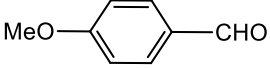
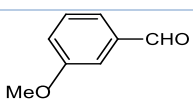
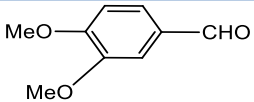
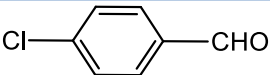
Figure 6. Variations of the relevant metal contents (M/M₀) determined by XRF for K-10MT powder vs. the number of runs.

There is a marked decrease in the Ca element and, to a lesser extent, in the Fe. There is partial leaching of iron under the reacting conditions for the first four tests. After four tests, their amount in the solid material is nearly constant.

Oxidation of other aldehydes

The catalytic system (K-10MT/dioxygen/acetic acid/water) shows high catalytic activity for the oxidation of other aldehydes (Table 4). No oxidation products were detected in the absence of the K-10MT catalyst.

Table 4. Oxidation of aldehydes to carboxylic acids by K-10MT /O₂/AcOH-H₂O system^a

Entry	Aldehyde	Time (h)	Conversion ^b (%)	Acid yield ^b (%)
1		24	84	82
2		24	90	78
3		24	62	50
4		24	90	87
5		24	90	90
6		48	30	26
7		48	26	22
8		48	20	20
9		48	36	34

^aConditions: aldehyde (5mmol), K-10MT (0.2g), H₃PO₄ (0.2mmol), AcOH/H₂O (4.5mL/0.5mL), t = 24h, T=70°C, p(O₂) = 0.1MPa.

^bConversions and yields were determined by GC analysis.

The oxidation of iso-valeraldehyde (Table 4, entry 1) provides iso-valeric acid as the main product. The oxidation of *trans*-cinnamaldehyde and citronellal were evaluated under the oxidative conditions of our catalytic system. These substrates contain aldehyde functionality together with an epoxidizable olefinic double bond²⁷.

The results obtained show that the oxidation of *trans*-cinnamaldehyde (Table 4, entry 2) is selective towards the formation of *trans*-cinnamic acid (88%). However, oxidative scission of the conjugated carbon-carbon double bond takes place in a lesser amount, resulting in the generation of side products. The oxidation of citronellal was also rather selective to the corresponding citronellic acid (Table 4, entry 3). Moreover, the treatment of furan-2-carboxaldehyde produced furan-2-carboxylic acid in good yield (Table 4, entry 4).

In the last case, the reaction of benzaldehyde (Table 4, entry 5) provides benzoic acid in high yields, In contrast to the substitutions at a different position on the phenyl ring. The reaction is prolonged with substrates containing electron-donating substituents in the aromatic ring (Table 4, entries, 6- 9). These observations clearly show that such active electron-donating groups do not allow smooth oxidation of

aldehydes to carboxylic acids because these types of aldehydes can also act as radical scavengers²⁷. Previous work⁵⁵ showed that iron salts are efficient catalytic precursors for the oxidation of aldehydes. The X-ray fluorescence demonstrates that Fe cations were mainly located in the octahedral sheet K-10 montmorillonite⁵⁶. There is partial leaching of iron under the reacting conditions. We; thus, could suspect the contribution of solvated iron species to the global catalytic activity. The active species could correspond to Fe (II) and/or Fe (III) intercalated between the clay layers and/or Ti (IV) species which are located in the tetrahedral sheet. To date, titanium (IV) has not been reported as a catalyst for such a reaction of aldehydes.

Conclusion

In this work, we have demonstrated that K-10MT/AcOH-H₂O/O₂ catalytic system is an environmentally friendly process for the selective oxidation of aldehydes to carboxylic acids. The simple experimental and product isolation procedures, as well as the natural recovery and reuse of the catalyst, are expected to play an essential role in the development of this new method. Moreover, the conditions of these reactions might also represent a perfect alternative to the process carried out in the

liquid phase, which is characterized by a no longer acceptable environmental impact. Further research will also develop toward elucidating the catalytic oxidation mechanism.

Acknowledgements

Ahmed Atlamsani and Ikram El Amrani would like to express their gratitude to the “Ministère de l’Enseignement Supérieur, de la Recherche scientifique et de la Formation des cadres” of Morocco for project PPR2.

Experimental

The K-10 montmorillonite (K-10MT) used in this work was purchased from Aldrich with a surface area (S_{BET}) of $269 \text{ m}^2 \text{ g}^{-1}$. All catalytic tests were carried out using Schlenk flasks (20 mL), which were attached to a vacuum line with a manometer and a gas inlet. In a typical experiment, the Schlenk (flasks) were filled with 5.0 mL of the corresponding solvent (CH_3CN , H_2O , CH_3OH , CH_3COOH or a mixture of $\text{CH}_3\text{COOH}/\text{H}_2\text{O}$) and K-10 montmorillonite (K-10MT) (0.02 mmol). The substrate (5.0 mmol) was then added, and the vessel was immersed in an oil bath preheated at $70 \text{ }^\circ\text{C}$. O_2 was introduced at atmospheric pressure and the mixture was stirred magnetically for the time indicated in the tables. Three parallel catalytic experiments were carried out for each test. The addition of biphenyl as an internal standard at the end of the experiment permitted to quantitatively analyze the products using a Shimadzu GC-2010 gas chromatograph equipped with a ChiralDEX G-TA column (30 m length \times 25 mm diameter) and a flame ionization detector. Gas Chromatography conditions were as: initial temperature $60 \text{ }^\circ\text{C}$ for 5 min; ramp rate $10 \text{ }^\circ\text{C min}^{-1}$; final temperature $170 \text{ }^\circ\text{C}$; injection temperature $250 \text{ }^\circ\text{C}$ (split mode); detector temperature $250 \text{ }^\circ\text{C}$ (detector FID); and carrier gas: mixture of helium, hydrogen, and air.

X-ray diffraction patterns were obtained with a Panalytical X’Pert Pro diffractometer equipped with an X’Celerator detector using Fe-filtered $\text{Co-K}\alpha$ radiation. The data were collected at room temperature with a 0.017° step size in 2θ (scan step time = 25 s), from $2\theta = 5$ to 110° . The crystalline phase was identified by comparison with ICSD reference files.

X-ray fluorescence analyses were carried out using a PANalytical MiniPal 4 spectrometer wavelength dispersion-type Axios.

Fourier transform infrared spectrometry analysis was carried out using a Varian 640-IR spectrometry in the region of $4000\text{--}400 \text{ cm}^{-1}$. Samples were thoroughly mixed and ground with KBr powder to make a pellet for the Fourier transform infrared spectroscopy (FTIR) measurements.

References

- 1- X.T. Zhou, H. B. Ji, Q. L. Yuan, J. C. Xu, L. X. Pei, L. F. Wang, Aerobic oxidation of benzylic aldehydes to acids catalyzed by iron (III) meso-tetraphenylporphyrin chloride under ambient conditions, *Chin. Chem. Lett.*, **2007**, 18, 926-928.
- 2- F. F. Bamcharram, M. Roshani, M. H. Alizadeh, H. Razavi, M. Moghayadi, J. Brazil, Novel oxidation of aromatic aldehydes catalyzed by Preyssler’s anion, $[\text{NaP}_5\text{W}_{30}\text{O}_{110}]^{14-}$, *Chem. Soc.*, **2006**, 17, 505-509.
- 3- R. Bernini, A. Coratti, G. Provenzano, G. Fabrizi, D. Tofani, Oxidation of aromatic aldehydes and ketones by $\text{H}_2\text{O}_2/\text{CH}_3\text{ReO}_3$ in ionic liquids: an efficient catalytic reaction to achieve dihydric phenols, *Tetrahedron*, **2005**, 61, 1821-1825.
- 4- A. Corma, V. Fornés, S. Iborra, M. Mifsud, M. Renz, One-pot synthesis of phenols from aromatic aldehydes by Baeyer–Villiger oxidation with H_2O_2 using water-tolerant Lewis acids in molecular sieves, *J. Catal.*, **2004**, 221, 67-76.
- 5- H. Qian, L.-X. Shao, X. Huang, Polystyrene-bound phenylseleninic acid: catalytic oxidation of aldehydes to carboxylic acids with hydrogen peroxide, *J. Chem. Res.-S.*, **2002**, 514-515.
- 6- G. J. T. Brink, J. M. Vis, I.W.C. E. Arends, R. A. Sheldon, Selenium-Catalyzed Oxidations with Aqueous Hydrogen Peroxide. 2. Baeyer–Villiger Reactions in Homogeneous Solution, *J. Org. Chem.*, **2001**, 66, 2429-2433.
- 7- K. Sato, M. Hyodo, J. Takagi, M. Aoki, R. Noyori, Hydrogen peroxide oxidation of aldehydes to carboxylic acids: an organic solvent-, halide and metal-free procedure, *Tetrahedron. Lett.*, **2000**, 41, 1439-1442.
- 8- K. H. Chung, B. C. Moon, C. H. Lim, J. P. Kim, J. H. Lee, D.Y. Chi, Oxidation of Aromatic Aldehydes with Tetrabutylammonium Fluoride: Competition with the Cannizzaro Reaction, *Korean. Chem. Soc.*, **2006**, 27, 1203-1205.
- 9- D. Basavaiah, D. S. Sharada, A. Veerendhar, Organo-base mediated Cannizzaro reaction, *Tetrahedron. Lett.*, **2006**, 47, 5771-5774.
- 10- M. S. Abaee, R. Sharifi, M. M. Mojtahedi, Room-Temperature Cannizzaro Reaction under Mild Conditions Facilitated by Magnesium Bromide Ethyl Etherate and Triethylamine, *Org. Lett.*, **2005**, 7, 5893-5895.
- 11- P. Appukkuttan, W. Dehaen, E. Van der Eycken, Transition-Metal-Free Sonogashira Type Coupling Reactions in Water, *Eur. J. Org. Chem.*, **2003**, 4713-4716.
- 12- M. Meciarova, V. Polackova, S. Toma, The Effect of Microwave and Ultrasonic Irradiation on the Reactivity of Benzaldehydes under

- Al₂O₃, Ba(OH)₂, and K₂CO₃ Catalysis, Chem. Pap., **2002**, 56, 208-213.
- 13- B. V. S. Reddy, R. Srinivas, J. S. Yadav, T. Ramalingam, KF-Al₂O₃ Mediated Cross-Cannizzaro Reaction Under Microwave Irradiation, Synth. Commun., **2002**, 32, 219-223.
- 14- N. Barooah, S. Sharma, B. C. Sharma, J. B. Baruah, Catalytic oxidative reactions of organic compounds by nitrogen-containing copper complexes, Appl. Organometal. Chem., **2004**, 18, 440-445.
- 15- T. Mallat, A. Baiker, Oxidation of Alcohols with Molecular Oxygen on Solid Catalysts, Chem. Rev., **2004**, 104, 3037-3058.
- 16- A. N. Kharat, P. Pendleton, A. Badalyan, M. Abedini, M. M. Amini, Oxidation of aldehydes using silica-supported Co(II)-substituted heteropolyacid, J. Mol. Catal. A: Chem., **2001**, 175, 277-283.
- 17- A. Anjum, P. Srinivas, An Efficient and Mild Procedure for the Preparation of Benzoic Acids via Oxidation of Aromatic Carbonyl Compounds by Employing N-Bromoimides and Mercuric Acetate System, Chem. Lett., **2001**, 30, 900-901.
- 18- M. Brzasczcz, K. Kloc, M. Maposah, J. Mlochowski, Selenium (IV) Oxide Catalyzed Oxidation of Aldehydes to Carboxylic Acids with Hydrogen Peroxide, Synth. Commun., **2000**, 30, 4425-4434.
- 19- J. Howarth, Oxidation of aromatic aldehydes in the ionic liquid [bmim]PF₆, Tetrahedron. Lett., **2000**, 41, 6627-6629.
- 20- (a) S. Samajdar, F. F. Becker, B. K. Banik, Surface-Mediated Highly Efficient Oxidation of Alcohols By Bismuth Nitrate, Synth. Commun., **2006**, 31, 2691-2695.
(b) M. Michela Dell'Anna, M. Mali, P. Mastrorilli, P. Cotugno, A. Monopoli, Oxidation of benzyl alcohols to aldehydes and ketones under air in water using a polymer-supported palladium catalyst, J. Mol. Catal. A: Chem., **2014**; 386, 114-119.
- 21- J. Farkas, S. Bekassy, J. Madarasz, F. Figueras, Selective oxidation of benzylic alcohols to aldehydes with metal nitrate reagents catalyzed by BEA zeolites or clays, New J. Chem., **2002**, 26, 750-754.
- 22- C. Mukhopadhyay, A. Datta, Bismuth(III) nitrate pentahydrate: a stoichiometric reagent for microwave induced mild and highly efficient aerial oxidation of aromatic aldehydes under solvent-free conditions, Catal. Commun., **2008**, 9, 2588-2592.
- 23- T. G. Carrell, S. Cohen, G. C. Dismukes, Oxidative catalysis by Mn₄O₄⁶⁺ cubane complexes, J. Mol. Catal. A: Chem., **2002**, 187, 3-15.
- 24- G. J. T. Brink, J. M. Vis, I.W.C. E. Arends, R. A. Sheldon, Selenium catalysed oxidations with aqueous hydrogen peroxide. Part 3: Oxidation of carbonyl compounds under mono/bi/triphasic conditions, Tetrahedron, **2002**, 58, 3977-3983.
- 25- S. Biella, L. Prati, M. Rossi, Gold-catalyzed the oxidation of aldehydes in the liquid phase, J. Mol. Catal. A: Chem., **2003**, 197, 207-212.
- 26- H. B. Ji, D. G. He, J. Song, Y. Qian, Clean Aerobic Liquid Oxidation of Aldehydes with Solid Catalyst, Chin. Chem. Lett., **2004**, 15, 1241-1244.
- 27- I. El Amrani, A. Atlamsani, M. Dakkach, M. Rodríguez, I. Romero, S. Amthiou, Efficient and selective oxidation of aldehydes with dioxygen catalysed by vanadium-containing heteropolyanions, C. R. Chim., **2017**, 20, 888-895.
- 28- R. A. Sheldon, J. Dakka, Heterogeneous catalytic oxidations in the manufacture of fine chemicals, Catal. Today., **1994**, 19, 215-245.
- 29- G. Centi, M. Misono, New possibilities and opportunities for basic and applied research on selective oxidation by solid catalysts: an overview, Catal. Today., **1998**, 41, 287-296.
- 30- R. A. Sheldon, R. S. Downing, Heterogeneous catalytic transformations for environmentally friendly production, Appl. Catal., A, **1999**, 189, 163-183.
- 31- J. S. Rafelt, J. H. Clark, Recent advances in the partial oxidation of organic molecules using heterogeneous catalysis, Catal. Today, **2000**, 57, 33-44.
- 32- W. F. Hoelderich, Environmentally benign manufacturing of fine and intermediate chemicals, Catal. Today, **2000**, 62, 115-130.
- 33- J. H. Clark, C. N. Rhodes, Clean Synthesis using Porous Inorganic Solid Catalysts and Supported Reagents, Royal Society of Chemistry, Cambridge, **2000**.
- 34- S. Kanagasabapathy, A. Sudalai, B. C. Benicewicz, Montmorillonite K 10-catalyzed regioselective addition of thiols and thiobenzoic acids onto olefins: an efficient synthesis of dithiocarboxylic esters, Tetrahedron Lett., **2001**, 42, 3791-3794.
- 35- D. Habibi, O. Marvi, Montmorillonite K-10 supported the one-pot synthesis of some symmetric diimides and 3a,4,7,7a-tetrahydro isoindole-1,3-dione derivatives under solvent-free conditions using microwaves, J. Serb. Chem. Soc., **2005**, 70, 579-583.
- 36- T. K. Huang, R. Wang, L. Shi, X. X. Lu, Montmorillonite K-10: An efficient and reusable catalyst for the synthesis of quinoxaline derivatives in water, Catal. Commun., **2008**, 9, 1143-1147.
- 37- M. V. Reddy, G. C. S. Reddy, Y. T. Jeong, Microwave-assisted, montmorillonite K-10 catalyzed the three-component synthesis of 2H-indazole[2,1-b]phthalazine-triones under solvent-free conditions, Tetrahedron, **2012**, 68, 6820-6828

- 38- T. R. Reddy, G. R. Reddy, L. S. Reddy, C. L.T. Meda, K.V. L. Parsa, K. S. Kumar, Y. Lingappa, M. Pal, Montmorillonite K-10 catalyzed the green synthesis of 2,6-unsubstituted dihydropyridines as potential inhibitors of PDE4, *Eur. J. Med. Chem.*, **2013**, 62, 395-404.
- 39- T. Huang, R. Wang, L. Shi, X. Lu, Montmorillonite K-10: An efficient and reusable catalyst for the synthesis of quinoxaline derivatives in water, *Catal. Commun.*, **2008**, 9, 1143-1147.
- 40- M. D. Nikalje, P. Phukan, A. Sudalai, Recent advances clay-catalyzed organic transformations, *Org. Prep. Proced. Int.*, **2000**, 32, 1-40.
- 41- J. F. Roudier, A. Foucaud, Clay catalyzed ene-reactions. Synthesis of γ -lactones, *Tetrahedron Lett.*, **1984**, 25, 4375-4378.
- 42- S. Naskar, P. Paira, R. Paira, S. Mondal, A. Maity, A. Hazra, K. Sahu, P. Saha, S. Banerjee, P. Luger, M. Webe, N. Mondal, Montmorillonite K-10 clay catalyzed solvent-free synthesis of bis-indolyindane 1,3-dione, 2-(10,30-dihydro-1H-[2,30]biindolyl-20-ylidene)-indan-1,3-dione and bisindolyindenol[1,2-b]-quinoxaline under microwave irradiation, *Tetrahedron*, **2010**, 66, 5196-5203.
- 43- O. Sieskind, P. Albrecht, Synthesis of alkylbenzenes by Friedel-Crafts reactions catalysed by K10-montmorillonite, *Tetrahedron Lett.*, **1993**, 34, 1197-1200.
- 44- D. Bahulayan, S. K. Das, J. Iqbal, Montmorillonite K10 Clay: An Efficient Catalyst for the One-Pot Stereoselective Synthesis of β -Acetamido Ketones, *J. Org. Chem.*, **2003**, 68, 5735-5738.
- 45- K. P. Naicker, A. Lalitha, K. Pitchumani, C. Srinivasan, Clay-catalysed dealkylation of organic sulfides, *Catal. Lett.*, **1998**, 56, 237-239.
- 46- T. S. Li, J. X. Wang, X. J. Zheng, Simple synthesis of allobetulin, 28-oxvallobetulin and related biomarkers from betulin and betulinic acid catalysed by solid acids, *J. Chem. Soc., Perkin Trans. 1*, **1998**, 3957-3965.
- 47- V. A. Bushmelev, A. M. Genaev, V. G. Shubin, Oxidative demethylation of 4-methyl phenols to 1,4-benzoquinones with hydrogen peroxide, catalyzed by K10 montmorillonite, *Russ. J. Org. Chem.*, **1999**, 30, 62-66.
- 48- H. Ohmura, G. D. Smyth, K. Mikami, The first example of (2, 5) ene cyclization: Solid acid-catalyzed oxonium-ene reaction, *J. Org. Chem.*, **1999**, 64, 6056-6059.
- 49- J. H. Poupaert, J. Bukuru, A. Gozzo, Clay (Montmorillonite K10) Catalysis of the Michael Addition of α,β -Unsaturated Carbonyl Compounds to Indoles: The Beneficial Role of Alcohols, *Monatsh. Chem.*, **1999**, 130, 929-932.
- 50- N. S. Shaikh, A. S. Gajare, V. H. Deshpande, A.V. Bedekar, A mild procedure for the clay catalyzed selective removal of the tert-butoxycarbonyl protecting group from aromatic amines A mild procedure for the clay catalyzed selective removal of the tert-butoxycarbonyl protecting group from aromatic amines, *Tetrahedron Lett.*, **2000**, 41, 385-387.
- 51- M. Avalos, R. Babiano, J. L. Bravo, P. Cintas, J. L. Jiménez, J. C. Palacios, Clay-catalyzed solventless addition reactions of furan with α, β -unsaturated carbonyl compounds, *Tetrahedron Lett.*, **1998**, 39, 9301-9304.
- 52- A. Bakandritsos, A. Simopoulos, D. Petridis, Iron Changes in Natural and Fe(III) Loaded Montmorillonite during Carbon Nanotube Growth, *Nanotechnology*, **2006**, 17, 1112-1117.
- 53- P. Pushpalettha, S. Rugmini, M. Lalithambika, Correlation between surface properties and catalytic activity of clay catalysts, *Appl. Clay Sci.*, **2005**, 30, 141-153.
- 54- I. El Younssi, T. Rhadfi, A. Atlamsani, J-P, Quisefit, F. Herbst, K. Draoui, K-10 montmorillonite: An efficient and reusable catalyst for the aerobic CC bond cleavage of α -substituted ketones, *J. Mol. Catal. A: Chem.*, **2012**; 363, 437-445.
- 55- R. Giannandrea, P. Mastrorilli, C. F. Nobile, G. P. Suranna, Aerobic oxidation of aldehydes, ketones, sulfides, alcohols and alkanes catalysed by polymerizable, β -ketoesterate complexes of iron(III), nickel(II) and cobalt(II), *J. Mol. Catal.*, **1994**, 94, 27-36.
- 56- C. Milone, M. Dhanagopal, S. Santangelo, M. Lanza, S. Galvagno, G. Messina, K10 Montmorillonite Based Catalysts for the Growth of Multiwalled Carbon Nanotubes through Catalytic Chemical Vapor Deposition, *Eng. Chem. Res.*, **2010**, 49, 3242-3249.