

Water quality depends on remineralization's method in the desalination plant

Mohamed Ghali Biyoune^{1,*}, Brahim Bouargane², Hicham Bari³, Abdelkhalek Marrouche², Raddoine Bellajrou², Ali Atbir², Laarbi Boukbir² and Said Mançour Billah²

¹ Ibn Zohr University, Faculty of Applied Sciences, Ait Melloul, Morocco

² Ibn Zohr University, Faculty of Sciences, POB 8106 Cité Dakhla, Agadir, Morocco

³ National Office of electricity and water, Direction of coordination of the Saharan provinces in Laayoune Morocco

Abstract: Desalination of seawater is an alternative solution in arid zones to provide potable water. In south Morocco, the National Office of Electricity and Water (ONEE) has built many desalination factories. However, the osmosis water (permeate) is unbalanced and has a corrosive character. Therefore, a post-treatment of remineralization is necessary to return to water its calcio-carbonic equilibrium and to protect the distribution pipelines from corrosion degradation. Following the performance on limestone bed remineralization in Daoura plant in comparison with other methods, this article evaluates this technique, by checking the effect of parameters on water quality on the laboratory scale using a calcite bed pilot. We tested E.B.C.T (Empty Bed Contact Time), the upward speed, the bed length, the effect of water debit and the residence time on the treated water quality. Monitoring these parameters on the laboratory scale is indeed essential for optimal remineralization process. With the results of this study as well as economic consideration, it is possible to optimize the choice of the conditions needed for remineralization operation through limestone bed to minimize its costs with sizing and extrapolating to the industrial scale.

Keywords: Aggressive water, Remineralization, Pipe corrosion, Calcio-carbonic equilibrium, Desalination.

1. Introduction

Water has become a major concern in the regions of the Moroccan South. The conventional water resources (surface and subterranean) are minimal¹⁻². The scarcity of water resources and their poor quality, along with increasing urbanization, may induce significant future effects on the socio-economic sectors in these regions, particularly agro-business and tourism. Indeed, to face this predicted shortage of water, the National Office of

Electricity and Water (ONEE) in Morocco made a commitment in the realization of a vast and ambitious program aiming at the construction of several stations of desalination of seawater in Southern Morocco³⁻⁴. It is thus particularly important to note that during these last three decades, the ONEE follows the progress of the new technologies of desalination to increase gradually the production capacities of stations in drinking water⁵⁻⁸.

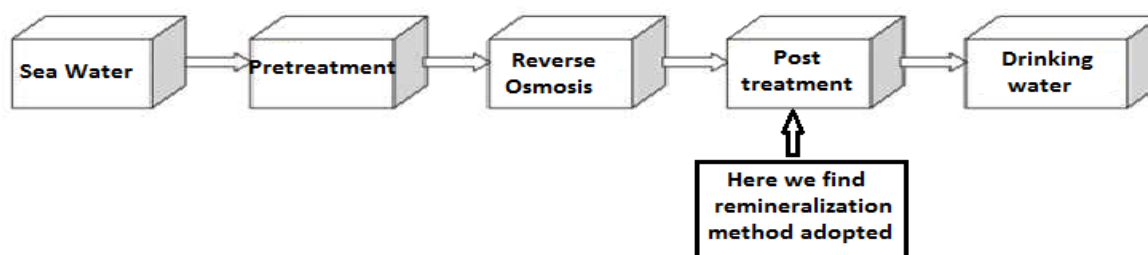


Figure 1. Different steps followed for the production of drinking water

The first experiment of the ONEE regarding desalination of the water in the southern regions goes back to 1976, when the Office created a unit of

demineralization by electrodialysis, reaching production capacity 75 m³/day to supply the city of Tarfaya with drinking water. The produced in the

*Corresponding author: M.G. Biyoune

Email address: biyounemohamed@gmail.com

DOI: <http://dx.doi.org/10.13171/mjc10202002141228mgb>

Received December 14, 2020

Accepted January 21, 2020

Published February 14, 2020

reverse osmosis unit after desalination (desalinated water) is unbalanced as it is characterized by high aggressiveness, high corrosively and low salinity. As a result, it can attack networks and structures that can introduce harmful substances that are detrimental to water quality⁹⁻¹¹. Hence, the necessity for a remineralization posts treatment, to return to osmosis water its calcio-carbonic equilibrium, and thus preserve and protect the pipelines of drinkable water from corrosion degradation¹⁴⁻¹⁷ (Figure 1).

There are many remineralization techniques of desalinated water^{12,13,18}. ONEE adopted three remineralization techniques in plants of the mentioned areas: (1) remineralization by hydrated lime in presence of CO₂ in Laâyoune desalination plant (SDL), (2) remineralization by a passage of water through limestone bed in Daoura demineralization plant (SDD) and (3) remineralization by injection of calcium chloride CaCl₂ and sodium bicarbonate NaHCO₃ in Sidi Elghazi (or Agti Elghazi) plant (SDS) (Figure 2).

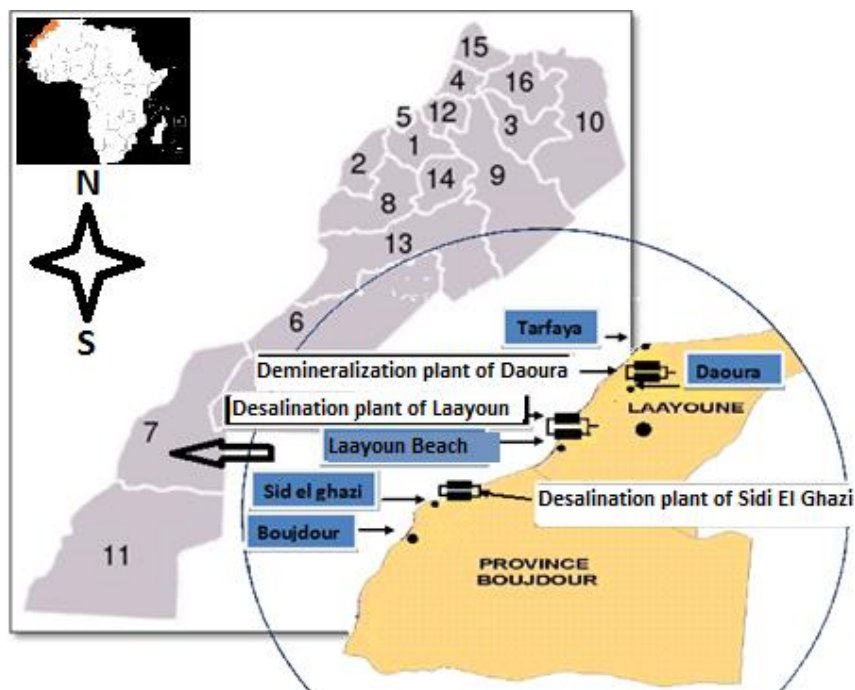


Figure 2. Geographic situation of different plants in Sakia Elhamra Laayoune region¹⁹

Remineralized water must correspond to these characteristics to be considered as balanced water¹⁷:

- ✓ $8 < \text{pH} \leq 8,5$
- ✓ $\text{Ca}^{2+} = 8 \text{ }^\circ\text{F}$
- ✓ $\text{TAC} \geq 8 \text{ }^\circ\text{F}$

We defined the French degree (°F) as $1^\circ\text{F} = 10 \text{ mg/L}$ of CaCO₃.

For example, in the first plant (SDL), poor control of hydrated lime addition with freshwater led to undesirable pH changes due to the disappearance of lime buffering properties^{15,16}.

This article contains a comparative study between these three processes of remineralization, using the above parameters. The measures are made for the same period to assess the best technique adopted.

2. Materials and methods

2.1. Calcium titration

At $V = 100 \text{ mL}$ of water, we add 5 mL of NaOH

2 M (buffer solution), and small spatula of indicator (calcon), then titrated by EDTA solution ($C = 0,02\text{M}$) until the end point of titration.

2.2. TAC and TA titration

Alkalinity titration is measured by the neutralization of ions (OH^- , HCO_3^- and CO_3^{2-}) in a certain volume of water by a dilute solution of a strong acid. The TA (alkalimetric titration) measures the content of free hydroxides (OH^-) and carbonates (CO_3^{2-}). The total alkalinity titration (TAC) measures the sum of free hydroxides, bicarbonates and carbonates. 100 mL of water to be analyzed is placed in an Erlenmeyer, and then 2–3 drops of phenolphthalein solution were added.

If the solution does not turn pink: the TA is: 0.

If the solution becomes pink, we use a burette to add hydrochloric acid (0.1 M). The equivalence point corresponds to a colorless turn. The value found on the burette corresponds to the TA (meq/L). Do not readjust the burette. In the above sample, add 3 drops of helianthine. If the solution turns red or orange: $\text{TA} = \text{TAC}$.

2.3. CO₂ titration

Aggressive CO₂ expresses the part of CO₂ that can dissolve CaCO₃, is calculated by the following relation ²³:

$$\text{CO}_2 = (\text{TACs} - \text{TAC}) * 22 \text{ (mg/L)}$$

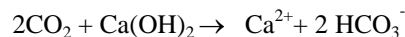
Such that TAC (total alkalinity titer of the water) and TAC_s (the total alkalinity titration of the water measured after the marble test) is expressed by meq /L.

3. Results and discussion

3.1. Remineralization by the hydrated lime Ca(OH)₂ in presence of CO₂ in the SDL

This station (SDL) is installed since 1995, assuring production of 7000 m³/day. Then, in 2005, an extension allowed it to produce 13000 m³/day. Now, the production reaches 26000 m³/day. The permeate water is remineralized by the injection of

Ca(OH)₂ prepared in a saturator of lime to obtain water balanced in the presence of CO₂ according to the reaction:



The necessary quantity of Ca(OH)₂ to balance the water is 59,2 g/m³; by taking into account a rate of 8 % impurities in our case, the quantity of the Ca(OH)₂ added is of the order 64 g/m³.

3.1.1. The evolution of treated water parameters

To study and examine the performance of the method exploited for the remineralization in the SDL, we suggest following some indicators: pH, Ca²⁺, TH and TAC so as to maintain the quality of the produced water. Figure 3 collects the evolution of the characteristics of the water treated during 18 months, from 04/01/2012 till 15/05/2013.

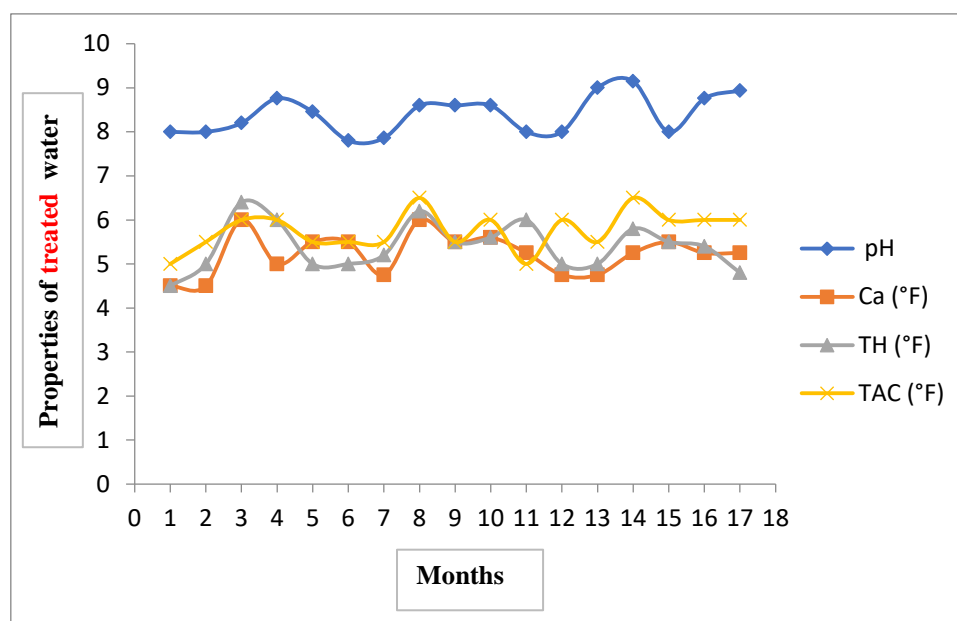


Figure 3. Variation of the SDL water characteristics

Table 1. Physico-chemicals Parameters of sea water and guidelines of Morocco regulations.

	pH	TAC Meq/L	Cond $\mu\text{s/cm}$	Ca ²⁺ mg/L	Turb (NTU)	NO ₃ mg/L	NO ₂ mg/L	SO ₄ mg/L
Sea water	7,57	300	10100	426	0,73	1,3	0,002	2809
Guidelines as per Morocco regulations	6,5 - 8,5	< 200	< 2700	< 500	≤ 5	50	0,5	400

According to Figure 3, it seems that during all the period, the characteristics of the water are not in check. Most of the time, the values of the TAC and of Ca²⁺ concentration stay lower than 8°F despite the addition of the 'theoretically sufficient' quantity of lime Ca(OH)₂ equal to 64 g/m³ for the remineralization.

In conclusion, the remineralization by the lime within the SDL is submitted to significant limitations because of the deficiency of the quantity of CO₂ corresponding to the calcio-carbonic balance.

It is thus desirable to introduce a sufficient quantity of sulfuric acid to provide sufficient content in CO₂

in the permeate water¹⁹. As a result of that, the operating cost will increase²⁰.

3.2. Remineralization by addition of the CaCl₂ and NaHCO₃

The station of desalination AGTI ELGHAZI is installed in 2009. Its daily production is 90 m³/j, for a population estimated at 2500 inhabitants. The method adopted for remineralization within this station consists essentially in adding directly the solutions of bicarbonates of sodium (NaHCO₃) and chlorides of calcium (CaCl₂) in the permeate water with exact doses to normalize the TAC, pH and the TH according to the reactions:



NaHCO₃ and CaCl₂ solutions require large reservoirs. CaCl₂ solution is prepared by dissolving 10 kg of CaCl₂ of 70% purity in 100 L of water. The injection is carried out using an injection pump with a flow rate Q = 6 impulses/minute. NaHCO₃ solution is injected into osmosis water proportionally until pH increase to 8.

3.2.1. Monitoring of treated water parameters

In this paragraph, we suggest following the characteristics of the water produced by the station of AGTI ELGHAZI during 19 months from 24/02/2012 till 27/08/2013. Figure 4 describes the evolution of treated water properties. According to this figure, remineralization by the injection of NaHCO₃ and CaCl₂ corrects the pH between 7,8 and 8,3. Other parameters, TH and TAC are unstable. They vary between 7°F and 9°F, while the ion Ca²⁺ does not overtake 7,5°F.

This method of remineralization is characterized by an easy addition and a simple dissolution of products. Besides, it presents a low cost of investment for the space required for its exploitation. On the other hand, certain chemicals and in particular, NaHCO₃ has low solubility and require large reservoirs to dissolve them.

In the large stations of remineralization, this method asks for a large number of expensive reactive, that imposes the presence of reactive supply away from moisture and availability of the suitable spaces for their storages and to avoid any break in this operation.

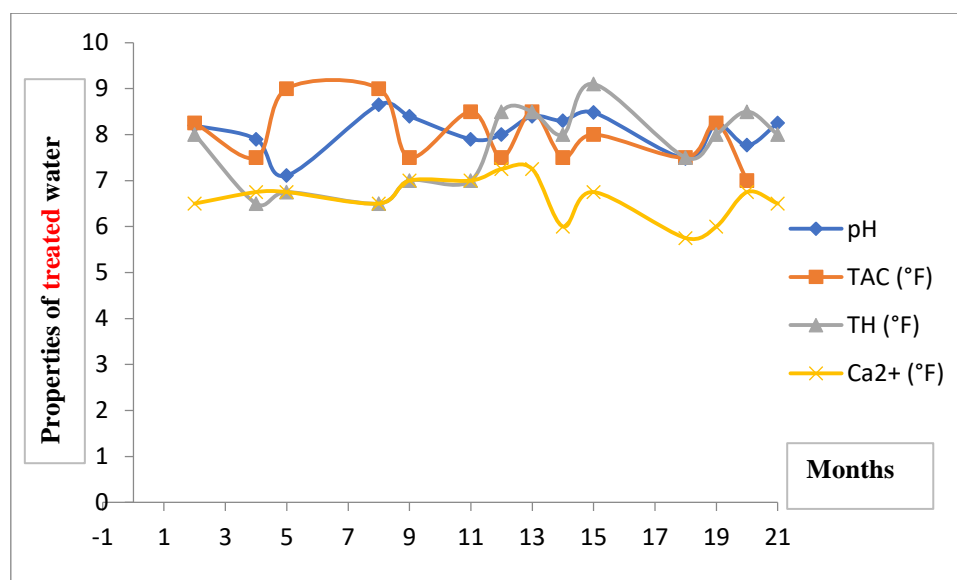
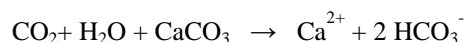


Figure 4. Variation of water characteristics of the station Agti Elghazi

3.3. Remineralization by passage through a bed of calcite

Daoura is a small town situated in the North of Laâyoune city. Since 2009, The ONEE has built a demineralization station in this village, from brackish water, for production a drinking water, to feed a population of more than 8000 inhabitants by a daily production of 240 m³/day. Our study is especially interested in the remineralization adopted within this station. It consists inflowing the permeate water through a bed of calcite from the

bottom upward by a debit of 10 L/h so that the outgoing water is remineralized. We are interested in pH, TAC and Ca²⁺ of treated water which gives an idea of the performance of the adopted method.



3.3.1. Monitoring of treated water parameters

We follow the various characteristics of the water produced after the remineralization through a bed of calcite. The results are shown in Figure 5.

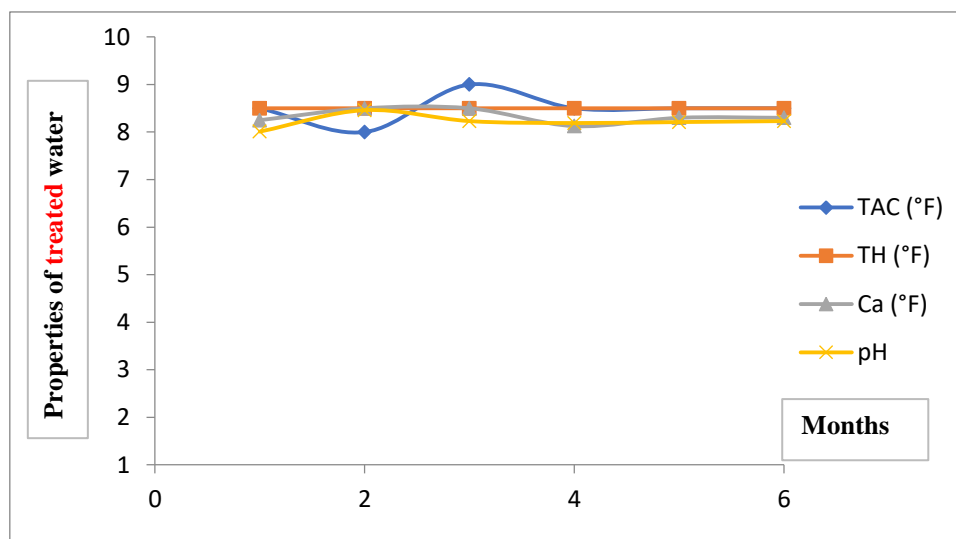


Figure 5. Variation of water characteristics of Daoura station with acidification

The process allows adjusting the physicochemical parameters of the permeate water shown in Figure 5.

Remineralization through a bed of calcite is efficient and straightforward²⁵. It requires a minimal quantity in CO₂, almost half of that demanded by the method using the lime. It does not require significant efforts or precautions in its exploitation. Besides, this method allows taking all the necessary measures to assure the security and protect the health of the operators²⁵. In addition, the remineralization by the bed calcite is the easiest and the least expensive compared with other techniques²⁰.

According to the remineralization reaction's stoichiometry:

- NaHCO₃ and CaCl₂ requires 135 g/m³ of NaHCO₃ and 88,8 g/m³ of CaCl₂.
- Lime in the presence of CO₂ requires 64 g/m³ of Ca(OH)₂ and 120 g/m³ of H₂SO₄.
- Calcite bed requires 80 g/m³ of CaCO₃ and 60 g/m³ of H₂SO₄.

Table 2: the cost in (€/m³) for each method. Among these three adopted processes, it is clear that the remineralization by the NaHCO₃ and CaCl₂ is the most expensive, while the remineralization by the bed calcite is the least expensive

Table 2. Costs in (€/m³) of remineralization for every process adopted.

Chemicals	Remineralization by lime	Remineralization by Chemical reactives	Remineralization by calcite bed
NaHCO ₃	-----	0,0122	-----
CaCl ₂	-----	0,0691	-----
Ca(OH) ₂	0,0132	-----	-----
H ₂ SO ₄	0,0145	-----	0,0079
CaCO ₃	-----	-----	0,005
Total (€/m³)	0,0278	0,0814	0,0129

4. Evaluation of remineralization water on the calcite bed at a laboratory scale

Due to the results presented before, remineralisation by limestone bed appears the best method of remineralisation in comparison with others, that is why in this research we propose an experimental study at the laboratory scale on calcite bed. During this experiment, we examined the

effect of water flow, contact time, velocity and bed height, on the treated water parameters. This study was carried out on calcite bed pilot with height L = 15 cm and radius R = 4 cm. The temperature of the water produced from the RO plant is T = 22,1°C, and its pH is 5,1 (Fig. 6).

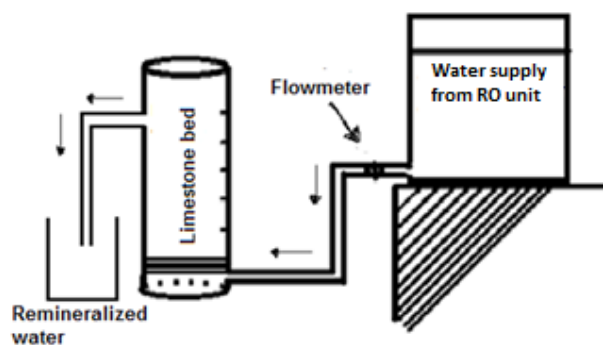


Figure 6. Scheme of the limestone pilot

4.1. Effect of desalinated water flow rate on water parameters

The water flow rate across the limestone bed is an essential parameter influencing the treated water. That is why we have measured the physicochemical parameters of this water according to the water flow. The results are shown in Figs. 7–10. We define mc as a mass of calcite present in the bed.

From Figs.6–9, it is clear that pH, Ca content, and TAC (Compleat Alkalimetric Titration) vary according to the flow rate of desalinated water crossing the calcite bed. While the water flow rate is increasing, the pH Ca content and TAC decrease. This is mostly due to the limestone dissolution (CaCO_3) in water, which causes a decrease of pH²¹.

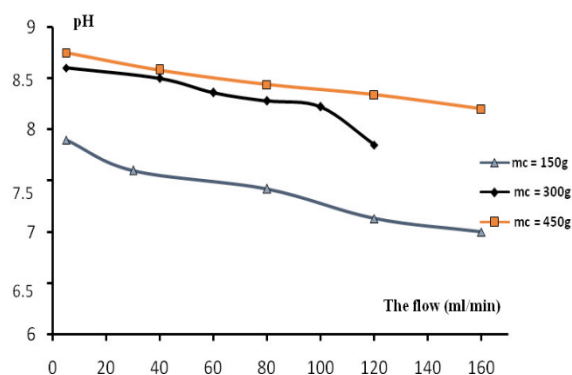


Figure 7. Variation of pH

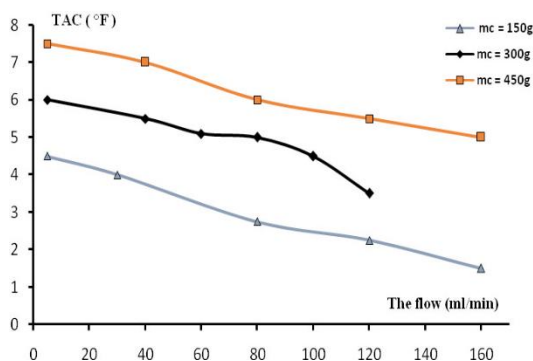


Figure 8. Variation of alkalinity TAC

However, the CaCO_3 quantity contained in the bed affects pH, Ca content and TAC value. In general, for the same flow. It is therefore advisable to work on calcite bed with a low flow rate in order to avoid pH adjusting of the produced water by the use of sodium hydroxide NaOH after calcite

remineralization. The Langelier Index (IL or LSI) makes it possible to determine whether or not the deposit of calcium carbonate will result from the following equation²⁶:

$$LSI = pH - pH_s$$

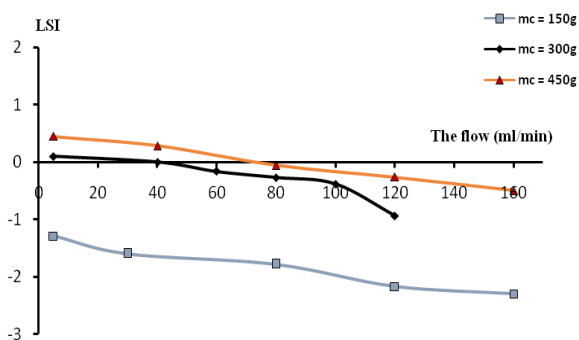


Figure 9. Variation of Langelier saturation indice

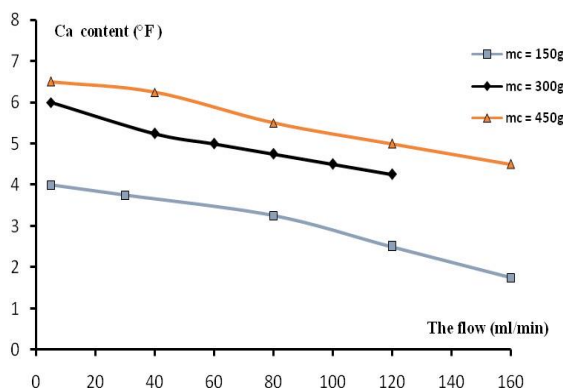


Figure 10. Variation of Ca content

According to Fig. 9, the Langelier index decreases with water flow increasing. The stability of the produced water is closely related to the flow of the rising water. The water balance is obtained for the low flow rates, less than 60 mL/min.

4.2. Effect of desalinated water residence time (E.B.C.T) on the treated water quality

(Empty Bed Contact Time) or E.B.C.T is the residence time, it measures contact time between Q

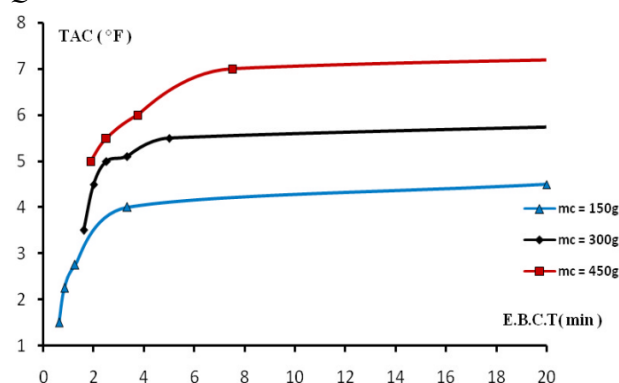


Figure 11. Variation of TAC according to E.B.C.T.

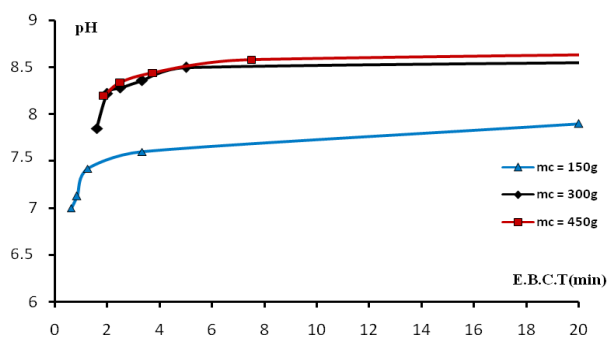


Figure 13. Variation of pH according to E.B.C.T

It is essential to provide a sufficient contact time with calcite bed to achieve saturation of calcium carbonate. However, saturation depends on several parameters, including temperature, the particle size of calcite, purity of calcite and alkalinity of feed water. Figs.11–14 show the evolution of CO_2 consumption, TAC and pH according to EBCT.

The pH and TAC of the water reach its equilibrium from a value of E.B.C.T equal to 7 min. Also, for large calcite masses, the change in pH as a function of E.B.C.T is identical. According to the results found by Tillmans and Anderlohr^{24,27}, the reaction rate is also influenced by grain diameter and water temperature. The CO_2 consumption increases according to EBCT. For the tests carried out with CaCO_3 quantity equal $mc = 300 \text{ g}$ and $m = 450 \text{ g}$; the dissolution reaction of CaCO_3 ends at 7 min of E.B.C.T. Consumption of 100% of dissolved CO_2 is achieved (Fig. 12) which is in agreement with the previous experiments (Figs. 11, 12).

According to the results found above in other works, we confirmed that remineralization by

support (limestone) and water passing the bed. It is expressed in minutes and calculated using the following relation:

$$\text{E. B. C. T} = \frac{V_c}{Q}$$

Q is the flow rate of the water to be remineralized passing through the bed; V_c is the volume of the calcite in the contactor (m^3).

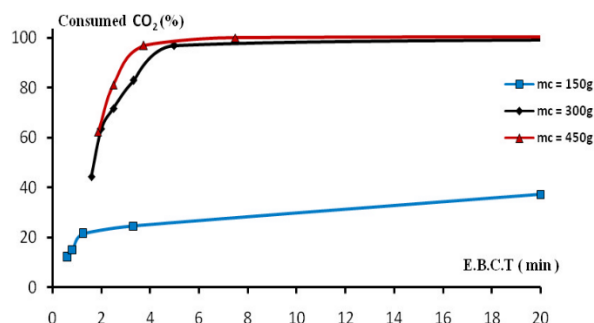


Figure 12. Variation of CO_2 according to E.B.C.T

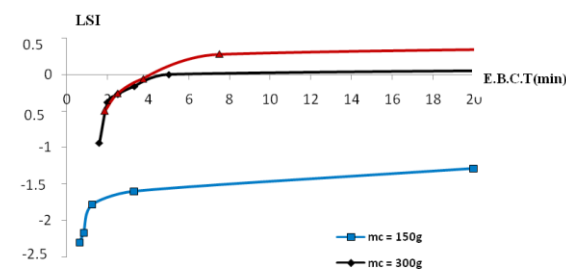


Figure 14. Variation of LSI according to E.B.C.T

calcite bed ensures the correction of the desalinated water aggressiveness, and returns to the water its equilibrium. The apparent limitation of this technique is the necessity of adapting the bed sizing to the water flow (height, grains size, etc.), because of its impact on the produced water parameters^{17,22,23}.

5. Conclusion

The ONEE has adopted the technique of reverse osmosis to desalinate the seawater in Laâyoune and Agti Elghazi, as well as to demineralize brackish waters in Daoura. The produced water after the reverse osmosis (osmosis water) is unstable and unbalanced because it is characterized by low salinity and high aggressiveness and corrosivity.

A post-treatment in desalination plant is necessary to return to the water its calcio-carbonic balance and to protect the distribution network from degradation by corrosion. This treatment is realized by various methods.

Remineralization through calcite bed gives softer water, while remineralization by methods using chemicals engenders a significant increase of the conductivity of the produced water. The remineralization through calcite bed is efficient and straightforward.

6. Acknowledgements

This work was conducted as a convention between the Faculty of Sciences of Agadir and the National Office of Electricity and Water (ONEE). The authors express their gratitude for this support. We also thank Dr. Mohammed E. Malainine for technical support and proofreading our manuscript.

References

- 1- S. M, Louise, La gestion durable de l'eau, Editeur Dunod, Publication, **2012**.
- 2- K. Vecchio, S. Barone, Has Morocco's groundwater policy changed. Lessons from the institutional approach. Water alternatives, Water Alternatives Association (Montpellier), **2018**, 11 (3), 638-662
- 3- A. Hirich, R. Choukr-Allah, A. Nrhira, M. Malki, L. Bouchaou, Contribution of Seawater Desalination to Cope with Water Scarcity in Souss-Massa Region in Southern Morocco. The Souss-Massa River Basin, Morocco, 2016, 213–226.
- 4- F. El Azhar, M. Tahaikat, M. El Azhar, Z. Jalili, A. Zouahri, M. Hafsi, K. Tahri, A. El Midaoui, Performances of remineralisation post for reverse osmosis (RO)-desalted water, Int. J. Chem. Sci., **2013**, 11(4), 1595-1606.
- 5- F. El Azhar, M. Elamrani, M. Taky, M. Hafsi, A. Elmidaoui, Performances of nanofiltration and reverse osmosis membranes in desalination of M'nasra Brackish water: Comparison under running conditions, International Journal of Environmental Sciences, **2013**, 3(2), 2139-2150.
- 6- F. El Azhar, N. El Harrak, M. El Azhar, M. Hafsi, A. Elmidaoui, Feasibility of Nanofiltration process in dual-stage in desalination of the seawater, Journal of Applied Chemistry, **2013**, 5 (1), 35-42.
- 7- N. El Harrak, F. Elazhar, A. Zdeg, N. Zouhri, M. Elazhar, A. Elmidaoui, Performances Analysis of the Reverse Osmosis Desalination Plant of Brackish Water Used for Irrigation: Case Study, American Journal of Applied Chemistry, **2013**, 1(3), 43-48.
- 8- M. Hafsi, Analysis of Boujdour desalination plant performance, Desalination, **2001**, 134, 93-104.
- 9- D. Hasson, O. Bendrihem, Modelling remineralization of desalinated water by limestone dissolution, Desalination, **2006**, 190, 189–200.
- 10- N. Delion, G. Mauguin, P. Corsin, Importance and impact of post-Treatments on design and operation of SWRO plants, Desalination, **2004**, 165, 323–334.
- 11- D. Cohen-Tanugi, J. C. Grossman, Water Desalination across Nanoporous Graphene. Nano Letters, 12(7), **2012**, 3602–3608.
- 12- A. Withers, Options for recarbonation, remineralisation and disinfection for desalination plants, Desalination, **2005**, 179, 11-24.
- 13- J. C. J. Gude, F. Schoonenberg Kegel, W. J. C. Van De Ven, P. J. De Moel, J. Q. J. C Verberk, C. Van Dijk, Micronized CaCO₃: a feasible alternative to limestone filtration for conditioning and (re) mineralization of drinking water?, J. Water Supply: Research and Technology – AQUA, **2011**, 60, 469-477.
- 14- F. Ustaoglu, Y. Tepe, Water quality and sediment contamination assessment of Pazarsuyu Stream, Turkey using multivariate statistical methods and pollution indicators, International Soil and Water Conservation Research, **2019**, 7(1), 47-56.
- 15- W.Y. Shih, J. Sutherland, E. Mackey, W. S. Walker, Final report, Upflow calcite contactor study, Texas water development board, **2012**.
- 16- M. Poffet, M. Skovby, M. Pohl, Remineralization of desalinated and of freshwater by dosing of calcium carbonate solution in soft water, U.S. Patent Application No. 14/237, 394, **2014**.
- 17- O. Lahav, L. Birnhack, Quality criteria for desalinated water following post-treatment, Desalination, **2007**, 207, 286–303.
- 18- J. Azamat, Functionalized Graphene Nanosheet as a Membrane for Water Desalination Using Applied Electric Fields: Insights from Molecular Dynamics Simulations. The Journal of Physical Chemistry C, **2016**, 120(41), 23883–23891.
- 19- M. G. Biyoune, A. Atbir, H. Bari, E. Mongach, A. Khadir, L. Hassnaoui, L. Boukbir, M. Elhadek, Remineralization of desalinated water by adding lime Ca(OH)₂ in the desalination plant of Laâyoune, J. Mater. Environ. Sci., **2014**, 5(2), 2359-2364.
- 20- M. G. Biyoune, A. Atbir, E. Mongach, H. Bari, A. Khadir, L. Hassnaoui, L. Boukbir, M. Elhadek, Comparative study between three methods of remineralization, J. Mater. Environ. Sci., **2015**, 6 (5), 1243-1252.
- 21- K. Z. Al-Subaie, Precise way to select a desalination technology, Desalination, **2007**, 206, 29–35.

- 22-P. F. de Souza, G. J. du Plessis, G. S. Mackintosh. An evaluation of the suitability of the limestone-based side stream stabilization process for stabilization of waters of the Lesotho highlands scheme, *Water SA Special Edition, WISA Proceedings*, **2002**.
- 23-A. Marrouche, M.G. Biyoune, A. Mabrouk, A. Bachar, A. Atbir, L. Boukbira, S. Mançour-Billah, H. Bari, R. Bellajroua, A. Aydda, M. El Hadeka, Evaluation of remineralization performance of osmosis water on the calcite bed at a laboratory scale, *Desalination and Water Treatment DWT*, **2018**,1–6
- 24-Y. Tepe, H. Aydin, Water-quality assessment of urban water, Batlama Creek (Giresun), Turkey, by applying multivariate statistical techniques, *Fresenius Environmental Bulletin*, **2017**, 26(11), 6413-6420.
- 25-M. G. Biyoune, A. Atbir, H. Bari, L. Hassnaoui, E. Mongach, L. Boukbir, R. Bellajrou, M. Elhadek, Remineralization of permeate water by calcite bed in the Daoura's plant (south of Morocco), *Eur. Phys. J. Special Topics*, **2017**, 226, 931–941.
- 26- H. Shemer, D. Hasson, R. Semiat, M. Priel, N. Nadav, A. Shulman, E. Gelman, Remineralization of desalinated water by limestone dissolution with carbon dioxide, *Desalination Water Treat.*, 51 (2013) 877–881.
- 27-R. C. Seacord, Wide-character format string vulnerabilities, *Dr Dobb's Journal-Software Tools for the Professional Programmer*, **2005**, 30(12), 63–65.