

Model study on dilute acid pretreatment of argan pulp for bioethanol production using response surface methodology

Fatima Zahrae Zouhair^{1,2,*}, Younes En-Nahli², Mohammed Rachid Kabbour², Fatima Ebich¹ Aouatif Benali², Nabil Cheikhi¹, El haj El Maoudi², Mohammed Bouksaim² and Azzouz Essamri¹

¹Laboratory of Agroresources, polymer and Process Engineering, Faculty of Sciences, University Ibn Tofail, 14000 Kenitra, Morocco

²Laboratory of Food Technology URPAF, National Institute for Agronomic Research, Rabat, Morocco

Abstract: The present work describes comparative dilute acid pretreatment of the argan pulp (residue produced during the argan oil extraction) used as an economical source for bioethanol production. Response surface methodology was used to optimize the pretreatment process and to explore the effect of operational parameters (acid concentration, temperature, time and biomass loading), depending on the acid type (HCl, H₂SO₄) and pretreatment approach, on total and reducing sugars recovery, in addition to phenolic compounds rate as inhibitors produced during pretreatment process. Experimental results predict an optimal yield of total and reducing sugars of 171.46 mg/ml and 54.83 mg/ml, respectively, were achieved at an optimized time of 30 min with 7% of sulfuric acid at 160 °C using 40 % for biomass loading.

Keywords: Argan pulp; Dilute acid pretreatment; Optimization; Response surface methodology; Sugars recovery.

Introduction

Lignocellulosic biomass is as a potential and promising feedstock for biotechnological production of second-generation bioethanol^{1, 2}. It is the most abundant carbohydrate source in nature. The use of this low-cost material avoids competition for the existing arable land and helps in reducing the greenhouse gas emissions³⁻⁵, showing an important economic and environmental benefit⁶.

Due to its complex structure, this biomass should be pretreated and modified to increase cellulose and hemicellulose accessibility and biodegradability^{7,8}. Pretreatment aims to improve the extraction of fermentable sugars from biomass by altering the supramolecular structures of the lignocellulosic matrix and changing the crystalline structure of cellulose to make it more accessible to hydrolysis⁹.

To date, a large number of pretreatment methods have been developed including chemical (alkali, acid, ionic liquid, etc.)¹⁰⁻¹³, physicochemical (steam explosion, ammonia fiber explosion, microwave, etc)^{14,15}, physical and mechanical^{16,17} pretreatments that are known to be effective for removing hemicelluloses and solubilize cellulose, Mustafa B.¹ reviewed detailed information on these pretreatment methods. Each type of these pretreatment techniques show advantages and disadvantages, but no one seems

to be optimal for all applications using different types of lignocellulosic materials.

At present, dilute-acid (DA) pretreatment is the technology of choice for lignocellulosic ethanol production^{18,19}, it gives high reaction rates and improves cellulose hydrolysis²⁰. There are two approaches of dilute acid pretreatment processes: low biomass loading (5–10% [w/w]) with high temperature (T >160°C) or high biomass loading (10–40% [w/w]) with lower temperature (T < 160°C)^{21,22}.

Dilute acid processes also lead to the generation of fermentation inhibitors such as acetic, levulinic acids, hydroxymethylfurfural (HMF), furfural and phenolic compounds²³⁻²⁵ as a result of lignocellulose degradation. The nature and concentration of these inhibitors depend on the biomass composition, nature and pretreatment conditions, etc.

During pretreatment, phenolic inhibitors are mainly generated from the lignin degradation as well as the phenolic ester groups of hemicellulose including hydroxycinnamic acid, tannic acid and gallic acid²⁶⁻²⁸ Larsson et al.²⁹ reported that phenolic compounds inhibit yeast growth by interfering with the cell membrane. Moreover, it has been found that phenols had strong toxicity to yeast growth even at lower molecular weight³⁰. Therefore, it is essential to

*Corresponding author: Fatima Zahrae Zouhair
Email address: fatima.z.zouhair@gmail.com
DOI: <http://dx.doi.org/10.13171/mjc841906025fzz>

remove or to reduce the concentrations of these inhibitors via detoxification of the liquor obtained after pretreatment before fermentation³¹.

Argania Spinosa (L.) Skeels (A.spinosa), is the lonely representative of *Sapotaceae* species in Morocco, with 800,000 ha of plantations and 500 kg/ha/ year of fruit productivity. This endemic tree is of monotypic genus represents an economical, social, environmental interest.

This strategic resource is internationally known for its famous nutritional and cosmetic oil. Besides, the process of argan oil production generates a considerable amount of by-products (43% of pulp, 52.6 % of shells and 2 % of oilcake)^{32,33}.

The pulp is the least valorized by-product; it mainly used as input in the diet of livestock. However, farmers use argan leaves (47-85%) as livestock and secondary they use argan pulp (7.2-32%). In fact, they distribute small amounts of argan pulp to weak animals (around 200g/animal/day), females in early lactation stage and young kids (25 to 30g/goat/day), and they use it (between October and December) as supplement to several components of the diet they give to goats or camels³⁴.

The present work is the first report on the pretreatment of Argane (*Argania Spinosa (L.) Skeels*) fruit pulp as a cheap source of second-generation bioethanol, it aims to apply the effective optimization tool for response surface methodology which combines mathematical and statistical techniques to optimize the dilute acid pretreatment of the biomass using hydrochloric acid and sulfuric acid to achieve the highest total sugars.

The concentration of sugars and phenolic inhibitors generated were determined to evaluate the effects of acid concentration, biomass loading, pretreatment temperature and duration using response surface methodology which is an effective optimization tool which combines mathematical and statistical techniques.

Material and Methods

Raw Material

Argane pulp fraction is collected from TIZNIT region (29°41'50"N 09°43'53"W) of southwestern

Morocco. After that, the samples collected were supplied to the Biotechnology Laboratory of the National Institute of Agronomic Research (I.N.R.A.) in Rabat, Morocco. It was then dried, ground into a fine powder (size of 1- 2mm) and stored until use.

Operational parameters of the pretreatment

In order to decrease the interaction between the main components of the cell wall and make them susceptible to both saccharification and fermentation²⁴, cellulosic materials need to be processed by pretreatment. In this work, comparative dilute acid pretreatment was conducted in the reflex apparatus using sulfuric acid and hydrochloric acid.

Besides, the comparative efficacy of the two types of dilute acid pretreatment approaches : (a) conditions : high temperature ($T > 160$ °C), with low solids loading (5–10% [w/w]) for the continuous-flow process, and (b) conditions : low temperature ($T < 160$ °C), with high solids loading (10–40% [w/w]) for the batch process was studied¹.

Response surface methodology (RSM) was used for the process optimization and to investigate the influence of the several independent variables or parameters and their interactions on the pretreatment efficiency (final response), the experimental design was created using the Nemrodw software.

To achieve the highest total sugars (mg/ml) (Y_1) and reducing sugars (mg/ml) (Y_2) yield, with lowest phenolic inhibitors (mg AGE/ml) (Y_3) generation from cellulosic structure of argan pulp; A central composite design was applied with four independent variables: (X_1) temperature (°C); (X_2) biomass loading (% w/v); (X_3) pretreatment time (min) and (X_4) concentration of acid (% w/v). Three levels (-1, 0, +1) was used for each factor (Table 1).

The following equation described the experimental design:

$$Y_i = \beta_0 + \sum \beta_i X_i + \sum \beta_{ij} X_i X_j + \sum \beta_{ii} X_i^2 + \varepsilon \quad (1)$$

Where Y_i is the predicted response by the response surface model; X_i and X_j are the coded value for each independent variables; β_0 is the intercept coefficient; β_i , β_{ii} , β_{ij} are the liner, quadratic and the interaction effects, respectively; and ε is experimental error.

Table 1. Levels of factors for the four variables used for the optimization of argan pulp pretreatment.

Level of factors	-1	0	1
Temperature (°C)	160.00	180.00	200.00
Biomass loading (% w/v)	2.00	6.00	10.00
Pretreatment time (min)	5.00	7.50	10.00
Acid concentration (% w/v)	0.20	3.60	7.00

(a) conditions: high temperature ($T > 160$ °C), with low solids loading (5–10% [w/w]).

Level of factors	-1	0	1
Temperature (°C)	80.00	120.00	160.00
Biomass loading (% w/v)	10.00	25.00	40.00
Pretreatment time (min)	30.00	45.00	60.00
Acid concentration (% w/v)	0.20	3.60	7.00

(b) conditions: low temperature ($T < 160$ °C), with high solids loading (10–40% [w/w]).

Analytical methods

For the applied biomass (argan pulp) chemical characterization, dry matter and crude ash were determined according to the Association of Official Analytical Chemists³⁵ method. Protein was estimated by the Kjeldahl method with a conversion factor of 6.25. Crude fat was determined by the Soxhlet apparatus using petroleum ether, and the amount of cellulose was estimated according to the AOAC method. The results of each parameter were expressed in percentage (%) in proportion to the dry matter (MS).

The analysis of total sugars concentration of argan pulp before and after pretreatment (liquid fraction) was carried out using the colorimetric method of Dubois et al.³⁶, and reducing sugar were determined as glucose by using dinitrosalicylic acid (DNS) reagent at optical density 575 nm, by the method of Miller (1959)³⁷.

Total soluble phenolic compounds were determined in the liquid pretreated fraction of argan pulp using Folin-Ciocalteu reagent³⁸, and the results were expressed as mg of gallic acid equivalents (GAE) per ml of the liquid pretreated fraction (mg GAE/ml)³⁹.

Results and discussion

Compositional data of argan pulp

The compositional data evaluated during our previous work was determined⁴⁰ as: (89.82 ± 0.01) % dry matter, (6.87 ± 0.14) % protein (Ntot 6.25), (5.97 ± 0.32) % fat, (16.53 ± 0.60) % cellulose, with a good amount of total extractable sugars (379.31 ± 0.59 (mg/g of dry matter)) and reducing sugars (254.35 ± 1.11 (mg/g of dry matter))

Dilute acid pretreatment

In the two parts of this study, a total of twenty-seven trails for the central composite design were developed to evaluate the effect of temperature, biomass loading, pretreatment time and concentration of acid and their interactive effect on argan pulp pretreatment. Total sugars and reducing sugars yield, in addition to phenolic compounds rate (in the liquid fraction of the pretreated argan pulp) were used as the response values (Table 3, Table 4).

Effect of dilute sulfuric acid pretreatment conditions

The purpose of this first part of work, was to evaluate the effectiveness of the two approaches of dilute sulfuric acid pretreatment : ((a) conditions : high temperature ($T > 160$ °C), with low solids loading (5–10% [w/w]); and (b) conditions : low temperature ($T < 160$ °C), with high solids loading (10–40%)), in order to determine the propitious conditions to achieve the highest yield of sugars, using the response surface methodology. The results are depicted in Table 2.

Table 2. Experimental design using response surface methodology (RSM) for evaluating the effect of the dilute sulfuric acid pretreatment approach for argan pulp.

Experiment number	Coded variables				Response for (a) conditions			Response for (b) conditions		
	X ₁	X ₂	X ₃	X ₄	Y ₁	Y ₂	Y ₃	Y ₁	Y ₂	Y ₃
1	-1	-1	-1	-1	19.35	4.00	3.53	5.36	40.57	15.39
2	1	-1	-1	-1	6.30	1.02	18.75	59.45	34.97	9.84
3	-1	1	-1	-1	89.75	38.71	11.09	126.03	47.97	22.36
4	1	1	-1	-1	53.33	26.07	12.16	156.06	35.99	8.26
5	-1	-1	1	-1	22.46	14.00	2.96	42.07	33.48	6.60
6	1	-1	1	-1	20.51	11.03	2.92	57.35	38.03	16.05
7	-1	1	1	-1	80.94	34.07	10.00	121.97	46.94	11.86
8	1	1	1	-1	79.23	29.95	3.00	171.46	54.83	19.48
9	-1	-1	-1	1	19.50	3.08	10.20	72.50	45.26	18.27
10	1	-1	-1	1	13.67	2.05	12.48	76.37	41.34	15.63
11	-1	1	-1	1	78.38	45.88	8.47	89.10	41.25	14.90
12	1	1	-1	1	60.49	33.45	7.52	89.38	51.27	6.80
13	-1	-1	1	1	10.44	1.02	2.06	123.82	35.53	16.52
14	1	-1	1	1	23.10	5.22	2.42	99.44	51.27	19.76
15	-1	1	1	1	71.12	34.27	5.99	147.91	53.36	16.35
16	1	1	1	1	77.98	47.83	5.66	198.15	50.45	13.40
17	-1	0	0	0	55.97	35.10	6.85	109.53	49.91	8.43
18	1	0	0	0	40.63	13.45	5.70	114.45	38.60	10.65
19	0	-1	0	0	24.53	10.02	6.33	58.42	24.69	9.52
20	0	1	0	0	86.73	34.90	8.99	151.64	53.14	7.46
21	0	0	-1	0	50.11	17.55	5.72	110.57	50.67	15.70
22	0	0	1	0	65.81	35.73	7.48	114.17	51.53	12.26
23	0	0	0	-1	66.00	24.60	8.52	98.99	51.64	10.20
24	0	0	0	1	53.31	25.32	3.90	117.76	49.77	12.43
25	0	0	0	0	62.13	28.60	6.49	105.34	50.99	10.93
26	0	0	0	0	63.50	29.07	5.89	100.03	51.81	10.93
27	0	0	0	0	63.80	29.52	6.17	111.14	51.76	11.09

Four factors were used : (X₁) temperature (°C), (X₂) biomass loading (% w/v), (X₃) pretreatment time (min) and (X₄) concentration of acid (% w/v). Each factor was tested at high (+1), central (0) and low (-1) levels. Besides, two approaches were used ((a) conditions : high temperature (T > 160 °C), with low solids loading (5–10% [w/w]) and (b) conditions : low temperature (T < 160 °C), with high solids loading (10–40% [w/w])) to achieve the highest total sugars (mg/ml) (Y₁) and reducing sugars (mg/ml) (Y₂) yield, with lowest phenolic inhibitors (mg AGE/ml) (Y₃).

Effect of pretreatment conditions on yield of sugar converted

Total sugars and reducing sugars yield were used as criterion to evaluate the efficiency of argane pulp

$$Y_{TS} = 60.517 - 4.037 X_1 + 28.783 X_2 + 3.373 X_3 - 1.660 X_4 - 10.904 X_1^2 - 3.574 X_2^2 - 1.244 X_3^2 + 0.451 X_4^2 - 2.562 X_1X_2 + 5.566 X_1X_3 + 0.602 X_2X_3 + 3.058 X_1X_4 - 0.836 X_2X_4 - 1.488 X_3X_4 \quad (2)$$

$$Y_{RS} = 27.170 - 2.226 X_1 + 15.205 X_2 + 2.295 X_3 + 0.815 X_4 - 1.949 X_1^2 - 3.764 X_2^2 + 0.416 X_3^2 - 1.264 X_4^2 - 0.803 X_1X_2 + 2.484 X_1X_3 - 1.194 X_2X_3 + 1.688 X_1X_4 + 3.207 X_2X_4 - 0.961 X_3X_4 \quad (3)$$

$$Y_{TS} = 108.623 + 7.379 X_1 + 33.662 X_2 + 13.362 X_3 + 6.927 X_4 + 1.808 X_1^2 - 5.152 X_2^2 + 2.188 X_3^2 - 1.807 X_4^2 + 8.261 X_1X_2 + 3.335 X_1X_3 + 7.558 X_2X_3 - 4.242 X_1X_4 - 12.993 X_2X_4 + 15.439 X_3X_4 \quad (4)$$

$$Y_{RS} = 48.855 + 0.138 X_1 + 5.003 X_2 + 1.452 X_3 + 1.949 X_4 - 3.267 X_1^2 - 8.607 X_2^2 + 3.578 X_3^2 + 3.183 X_4^2 - 0.484 X_1X_2 + 2.297 X_1X_3 + 2.058 X_2X_3 + 1.504 X_1X_4 - 0.984 X_2X_4 - 0.143 X_3X_4 \quad (5)$$

The results of experimental responses of the dilute sulfuric acid pretreatment attempted according to the two types of conditions ((a) and (b)) (Table 2, Fig.1), show that experiments performed at low temperature with high solids loading during a long time ((b) condition) led to the highest value of total and reducing sugars yield. Additionally, Table 2 shows that for (b) conditions, the experiment (16) performed at highest level of all factors (160 °C, 60 min, 40 % of biomass loading and 7% of acid concentration) allowed to obtain the highest total sugars yield (198.15 mg/ml) and 50.45 (mg/ml) of reducing sugars. However, the experiment (8) performed at the same factors level with modifying the acid concentration to the lowest level (from 7% to 0.2 %) decreases slightly the total sugars yield to 171.64 (mg/ml) but led to increase the reducing sugars to the highest level (54.83 mg/ml).

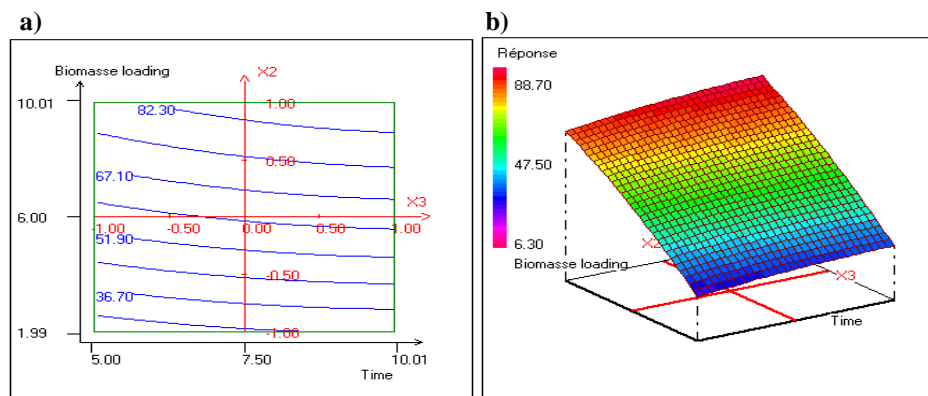
According to the previous models, equations (2) and (3) show, generally, that the biomass loading (X_2) had the most significant effect on total (TS) and reducing sugars (RS) recovery efficiency ($P < 0.0001$), followed by the interactive terms of temperature and time (X_1X_3) for TS, biomass loading and acid concentration (X_2X_4) for RS ($P < 0.0001$).

pretreatment, as shown in the following quadratic polynomial models (equations : (2) (3) for total and reducing sugars, respectively, for (a) conditions; and (4) (5) for total and reducing sugars, respectively, for (b) conditions) obtained for the coded factors:

However, equations (4), (5) reveal that biomass loading (X_2) have high significant ($P < 0.0001$) effect on TS and RS recovery efficiency, additionally, the interactive terms of time and acid concentration (X_3X_4) for TS, and quadratic effect of biomass loading (X_2^2) for RS impacted the recovery efficiency with high significance ($P < 0.0001$).

Therefore, Figure 1 represent 2D (a, c, e, g) and 3D (b, d, f, h) response graphs of the biomass loading (X_2) effect during the reaction time on the total sugars and reducing sugars for the (a) and (b) conditions, respectively, that are drawn using NEMRODW software.

Figure 1 shows that the depolymerization of the lignocellulosic structure of the argan pulp to total (a, b for (a) conditions, and e, f for (b) conditions) and reducing (c, d for (a) conditions, and g, h for (b) conditions) sugars, using dilute sulfuric acid pretreatment, proceeded efficiently at the region located, in general, at highest level of biomass loading and increasing time reaction (exp 3, 8, 11, 16 and 20), which is in high agreement with the results given in Table 2.



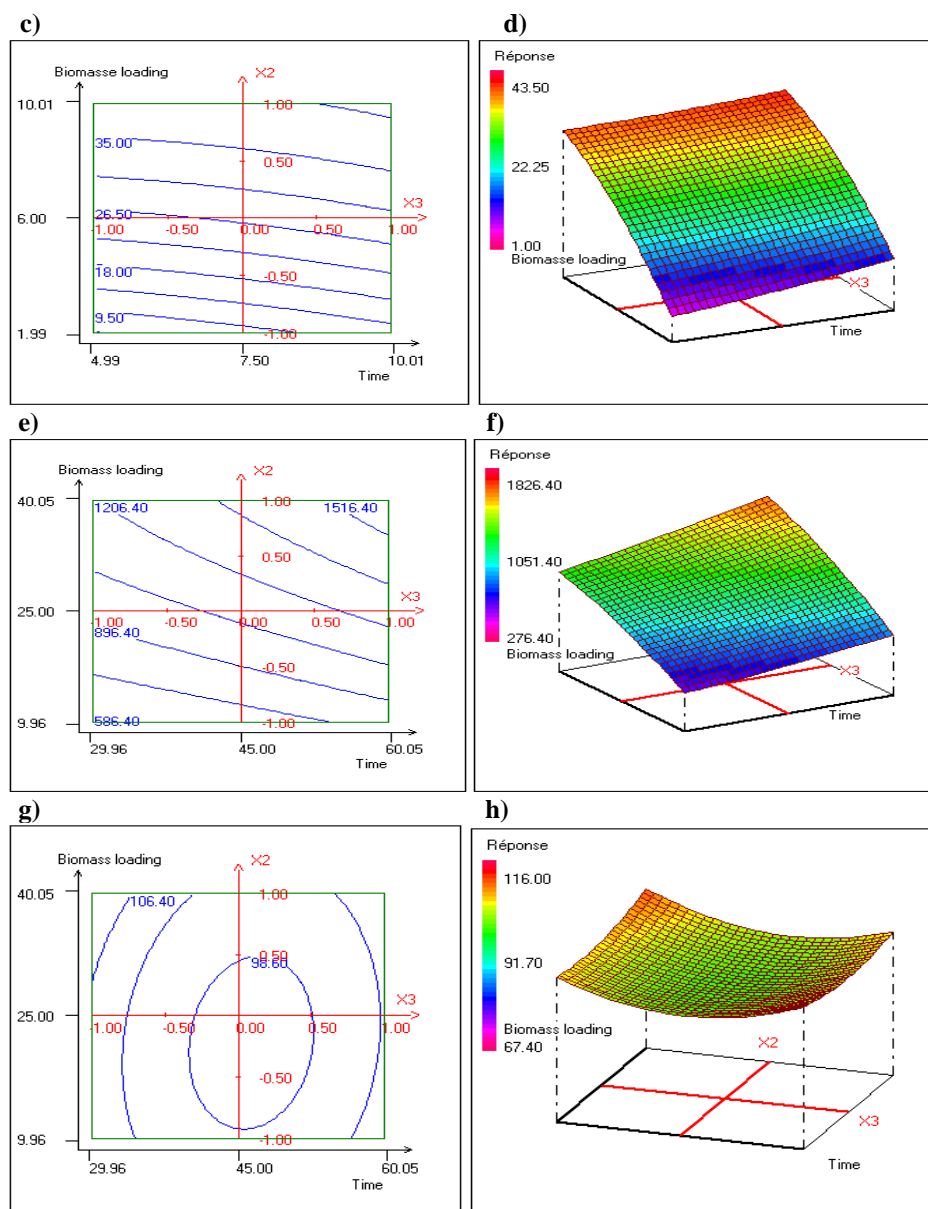


Figure 1. The 3D (**b, d, f, h**) response and their corresponding 2D (**a, c, e, g**) contour plot of the total sugars yield (**a, b** for (a) conditions, and **e, f** for (b) conditions) and reducing sugars yield (**c, d** for (a) conditions, and **g, h** for (b) conditions) in relation to biomass loading (X_2) during the reaction time (X_3), when temperature (X_1) and acid concentration (X_4) are constant at zero levels.

Effect of pretreatment conditions on phenolic compounds generated

Unfortunately, the liquid fraction obtained after dilute acid pretreatment contains various inhibitors of microbial growth ^{41,29} and cellulolytic enzymes ⁴², Kim et al. ²⁵ reported that the most inhibitory molecules were lower molecular weight phenolic compounds, that have a strong toxic effect on the bacteria or yeast growth during fermentation process, in addition to the deactivating effect on cellulase and

β -glucosidase enzymes ^{26,27, 30, 42}. Thus, the optimum conditions for this work were to generate lower values of phenolic compounds.

In our study, quadratic regression models for phenolic compounds generation were developed by response surface methodology, the following equations (equations : (6) for (a) conditions; and (7) for (b) conditions) express the significant effects of the variables and their interactions on phenolic compounds generated after pretreatment:

$$Y_{PC} = 6.330 + 0.526 X_1 + 0.624 X_2 - 2.635 X_3 - 0.791 X_4 - 0.129 X_1^2 + 1.256 X_2^2 + 0.196 X_3^2 - 0.194 X_4^2 - 1.564 X_1 X_2 - 1.539 X_1 X_3 + 1.251 X_2 X_3 - 0.493 X_1 X_4 - 0.476 X_2 X_4 + 0.257 X_3 X_4 \quad (6)$$

$$Y_{PC} = 10.175 - 0.601 X_1 - 0.373 X_2 + 0.285 X_3 + 0.779 X_4 - 0.231 X_1^2 - 1.281 X_2^2 + 4.209 X_3^2 + 1.544 X_4^2 - 1.377 X_1 X_2 + 2.984 X_1 X_3 + 0.561 X_2 X_3 - 0.492 X_1 X_4 - 2.051 X_2 X_4 + 0.768 X_3 X_4 \quad (7)$$

Equation (6) indicates that the linear term of time (X_3) had the most significant effect on phenolic compounds (PC) release efficiency ($P < 0.0001$), while, biomass loading (X_2), acid concentration (X_4) and the interactive terms of temperature and biomass loading ($X_1 X_2$), temperature and time ($X_1 X_3$), biomass loading and time ($X_2 X_3$) significantly ($P < 0.05$) affected PC release efficiency.

Concerning the relative impact of terms on PC for (b) conditions, and comparing the factors coefficients equation (7) shows the high significant ($P < 0.0001$) effect of the quadratic term of time (X_3^2), followed by the interactive terms of temperature and time ($X_1 X_3$), biomass loading and acid concentration ($X_2 X_4$), quadratic term of time (X_4^2), the interactive terms of temperature and biomass loading ($X_1 X_2$), time and acid concentration ($X_3 X_4$), linear terms of temperature (X_1) and time (X_4) with $P < 0.0001$.

The experimental responses of PC for the two types of conditions ((a) and (b)) (Table 2), show that

the liquid fraction obtained after pretreatment contains high levels of phenolic compounds with varying amounts (2.06 - 18.75 mg AGE/ml for (a) conditions, and 6.60 - 22.36 mg AGE/ml for (b) conditions).

Acid effect on argan pulp pretreatment

During this step of the study, the influence of the acid type on pretreatment of argan pulp has examined by comparing the effects of sulfuric acid and hydrochloric acid on the total recovery and reduction of sugars, as well as on the phenolic compound. Moreover, according to the results obtained in the previous part of work, this part of optimization was attempted using (b) conditions (low temperature ($T < 160$ °C), with high solids loading (10–40%)) as the optimum approach to obtain the maximum recovery of total and reducing sugars. The results are shown in Table 3, using the response surface methodology.

Table 3. Experimental design using response surface methodology (RSM) for evaluating the effect of acid type on dilute acid pretreatment of argan pulp.

Experiment number	Coded variables				Response for DSAP			Response for DHAP		
	X_1	X_2	X_3	X_4	Y_1	Y_2	Y_3	Y_1	Y_2	Y_3
1	-1	-1	-1	-1	56.36	40.57	15.39	18.16	14.25	9.67
2	1	-1	-1	-1	59.45	34.97	9.84	18.26	17.25	12.47
3	-1	1	-1	-1	126.03	47.97	22.36	44.47	16.25	17.90
4	1	1	-1	-1	156.06	35.99	8.26	41.05	31.82	27.09
5	-1	-1	1	-1	42.07	33.48	6.60	11.11	5.00	11.31
6	1	-1	1	-1	57.35	38.03	16.05	32.73	15.25	13.85
7	-1	1	1	-1	121.97	46.94	11.86	43.07	22.05	20.16
8	1	1	1	-1	171.46	54.83	19.48	54.32	32.00	24.01
9	-1	-1	-1	1	72.50	45.26	18.27	92.49	35.25	12.88
10	1	-1	-1	1	76.37	41.34	15.63	50.05	26.25	18.50
11	-1	1	-1	1	89.10	41.25	14.90	83.37	30.00	10.52
12	1	1	-1	1	89.38	51.27	6.80	90.02	60.25	13.00
13	-1	-1	1	1	123.82	35.53	16.52	53.89	37.75	11.64
14	1	-1	1	1	99.44	51.27	19.76	56.25	20.52	19.09
15	-1	1	1	1	147.91	53.36	16.35	92.76	25.75	18.00
16	1	1	1	1	198.15	50.45	13.40	97.03	31.25	18.85
17	-1	0	0	0	109.53	49.91	8.43	80.26	24.25	17.85
18	1	0	0	0	114.45	38.60	10.65	80.47	25.75	12.62

19	0	-1	0	0	58.42	24.69	9.52	49.83	13.00	21.97
20	0	1	0	0	151.64	53.14	7.46	98.01	24.00	19.74
21	0	0	-1	0	110.57	50.67	15.70	87.25	20.63	18.35
22	0	0	1	0	114.17	51.53	12.26	93.00	38.40	19.97
23	0	0	0	-1	98.99	51.64	10.20	89.31	30.90	17.54
24	0	0	0	1	117.76	49.77	12.43	84.50	50.83	18.97
25	0	0	0	0	105.34	50.99	10.93	91.14	25.24	18.81
26	0	0	0	0	100.03	51.81	10.93	90.20	24.50	18.90
27	0	0	0	0	111.14	51.76	11.09	90.18	24.90	18.85

Dilute sulfuric acid pretreatment (DSAP) and dilute hydrochloric acid pretreatment (DHAP) were used to illustrate the effect of acid on total sugars (mg/ml) (Y_1), reducing sugars (mg/ml) (Y_2) and phenolic inhibitors (mg AGE/ml) (Y_3) yield. Four factors were used: (X_1) temperature ($^{\circ}\text{C}$), (X_2) biomass loading (% w/v), (X_3) pretreatment time (min) and (X_4) concentration of acid (% w/v). Each factor was tested at high (+1), central (0) and low (-1) levels.

Effect of acid type on sugars recovery

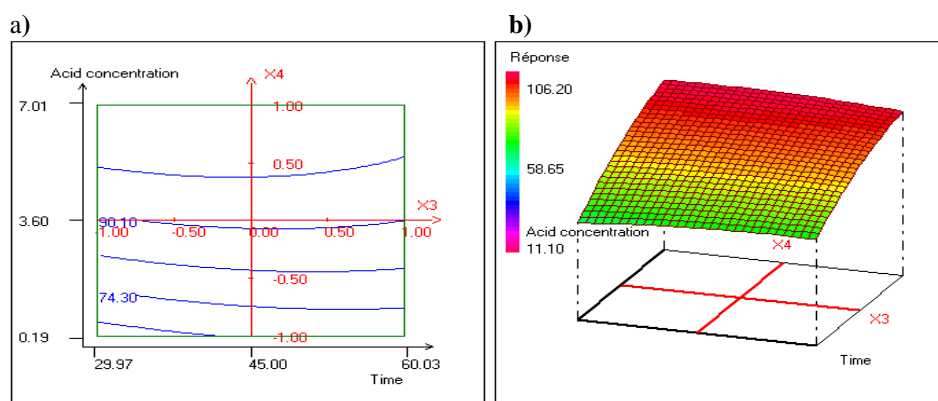
Based on the experimental measured data listed in Table 3, the dilute sulfuric acid pretreatment (DSAP) shown to be more efficient on the argan pulp depolymerization than dilute hydrochloric acid pretreatment (DHAP), whereas, both the higher total sugars (TS) (198.15 mg/ml, Exps. 16) and the higher reducing sugars (RS) (54.83 mg/ml, Exps. 8) yield were obtained using H_2SO_4 compared to HCl (98.01

mg/ml of TS, Exps. 20; and 60.25 mg/ml of RS, Exps. 12).

The variations of the experimental responses are represented by the full quadratic polynomial models (Equation (4) and (5) for DSAP; (8) and (9) for DHAP), showing the significance of linear terms, interactive terms, and quadratic terms on TS and RS recovery efficiency.

$$Y_{\text{TS}} = 91.466 + 0.033 X_1 + 14.518 X_2 + 0.502 X_3 + 19.327 X_4 - 11.580 X_1^2 - 18.025 X_2^2 - 1.820 X_3^2 - 5.040 X_4^2 + 2.319 X_1 X_2 + 4.913 X_1 X_3 + 3.328 X_2 X_3 - 3.669 X_1 X_4 + 0.491 X_2 X_4 - 2.206 X_3 X_4 \quad (8)$$

$$Y_{\text{RS}} = 27.435 + 2.766 X_1 + 4.936 X_2 - 1.332 X_3 + 7.393 X_4 - 3.712 X_1^2 - 10.212 X_2^2 + 0.803 X_3^2 + 12.153 X_4^2 + 4.641 X_1 X_2 - 1.959 X_1 X_3 - 0.799 X_2 X_3 - 1.828 X_1 X_4 - 1.431 X_2 X_4 - 1.951 X_3 X_4 \quad (9)$$



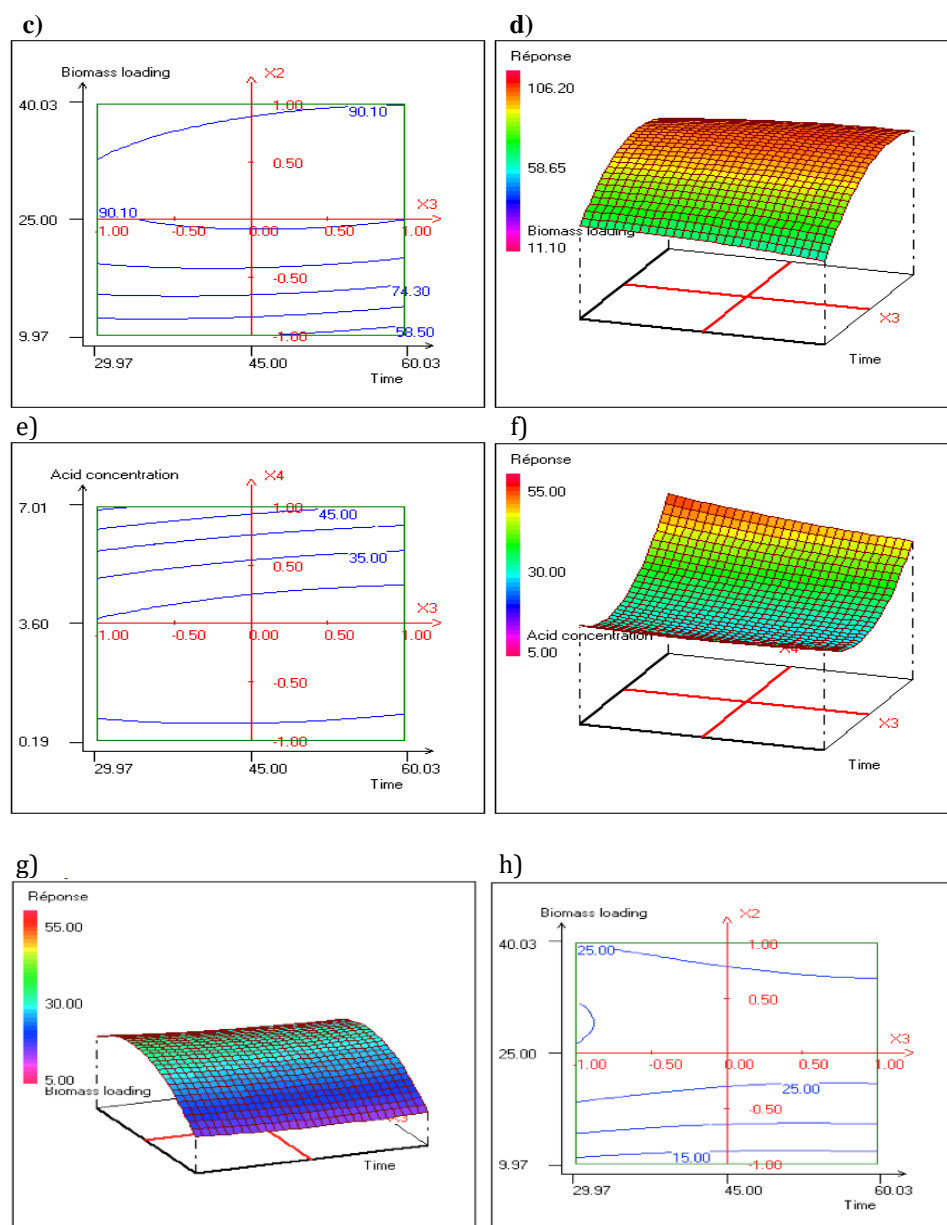


Figure 2. The 3D (b, d, f, h) response and their corresponding 2D (a, c, e, g) contour plot of the total and reducing sugars yield, for DHAP, in relation to linear terms of biomass loading (X_2) and acid concentration (X_4) effect during the reaction time (X_3), when temperature (X_1) and acid concentration (X_4) are constant at 120.00°C, 3.60 % ($\ll 0 \gg$ levels).

According to equation (8) and (9), total and reducing sugars, generally, are impacted with highest significance ($P < 0.0001$) by the linear terms of biomass loading (X_2), acid concentration (X_4), and the quadratic terms of biomass loading (X_2^2), in addition to quadratic terms of time (X_1^2) for TS, and acid concentration (X_4^2) for RS.

Hence, 2D (a, c, e, g) and 3D (b, d, f, h) response graphs of the biomass loading (X_2) and acid concentration (X_4) effect during the reaction time are illustrated in Figure 2, showing their impacts on total sugars and reducing sugars recovery efficiency for DHAP, using NEMRODW software.

The design space illustrates that during dilute hydrochloric acid pretreatment (DHAP), the increasing biomass loading (X_2) and acid concentration (X_4) influence positively the yield of total and reducing sugars (Exps. 12). Generally, the maximum yield of total and reducing sugars could be obtained with 40 % (w/v) of biomass loading pretreated at 160 °C for 30 min with 7 % (w/v) (Figure 2 : b, d, f, h). The interactive effect of acid concentration and time (Figure 2b, f) on total sugars extraction (from 98.01mg/ml with level 0, Exps. 20 to 90.02 mg/ml with level 1; Exps.12) was not as distinct as that on reducing sugars (from 24 mg/ml with level 0, Exps. 20 to 60.25 mg/ml with level 1 ; Exps.12).

Effect of acid type on phenolic compounds generation

The experimental design for the phenolic compounds released during dilute hydrochloric acid

$$Y_{PC} = 19.004 + 1.642 X_1 + 2.105 X_2 + 0.917 X_3 - 0.697 X_4 - 3.844 X_1^2 + 1.776 X_2^2 + 0.081 X_3^2 - 0.824 X_4^2 - 0.127 X_1X_2 - 0.338 X_1X_3 + 0.634 X_2X_3 - 0.124 X_1X_4 - 2.725 X_2X_4 + 0.655 X_3X_4 \quad (10)$$

According to the developed model (Eqs.10) for phenolic compounds generation efficiency, biomass loading term (X_2) shows the most significant positive effect ($P < 0.0001$), followed by the linear term of temperature (X_1) ($P < 0.0001$), however, the quadratic term of temperature (X_1^2) had the most negative effect on phenolics generation followed by the interactive term biomass loading and acid concentration (X_2X_4), with $P < 0.0001$.

Compared to dilute sulfuric acid pretreatment (DSAP), the biomass pretreated using hydrochloric acid (DHAP) generated more phenolics concentrations (6.60 - 22.36 mg AGE/ml for DSAP, and 9.67 - 27.09 mg AGE/ml).

Argane pulp optimum pretreatment conditions

The optimal conditions for argan pulp pretreatment were investigated for the four factors and their interactions, using Response surface methodology by Nemrodw software.

According to the responses predicted for this study, the first part of this work revealed that the maximum value of total and reducing sugars yield obtained when dilute acid pretreatment performed at low temperature ($T < 160$ °C) with high solids loading (10–40%) during a long time ((b) condition) using sulfuric acid. Meanwhile, during the second part, the dilute sulfuric acid pretreatment shown to be more efficient for the argan pulp pretreatment than dilute hydrochloric acid pretreatment, achieving both higher total sugars (198.15 mg/ml, Exps. 16, Table 3) and higher reducing sugars (54.83 mg/ml, Exps. 8, Table 3).

Since the aim of this work was to depolymerize the argan pulp and produce the highest recovery of reducing sugars (54.83 mg/ml). The optimal conditions adopted were listed as follows (Exps. 8, Table 3): pretreatment time of 30 min with 7% of sulfuric acid at 160 °C using 40 % for biomass loading, taking into account to perform at low pretreatment time that leads to a slight decrease in total sugars yield (198.15 mg/ml with level « 1 » Exps. 16, Table 3, and 171.46 mg/ml with level « -1 » Exps. 8, Table 3) with a value of phenolic inhibitors 19.48 mg AGE/ml that will be removed using lime method.

pretreatment was described by the following equation (Eqs.10), expressing the significant effects of the variables and their interactions:

The validation experiments were performed in triplicate under the optimal conditions in order to confirm the reliability of the predicted values of the response. The results were well comparable to the predicted value, total and reducing sugars yield were $187.10 \pm 1.2\%$ and $48.87 \pm 1.8\%$, respectively.

Conclusions

Comparative dilute acid pretreatment study was investigated to improve the saccharification of the argan pulp, using a composite value of total sugars, reducing sugars and phenolic compounds as the response value.

The results showed that dilute sulfuric acid at (b) conditions (low temperature ($T < 160$ °C), with high solids loading (10–40%)) leads to the highest total and reducing sugars yield. However, the quadratic polynomial models illustrate that biomass loading and acid concentration were, generally, the significant variables during the pretreatment process.

Overall, a technical-economic study is required to evaluate the viability of the optimized process, and its use as a special pretreatment method to enhance bioethanol production from argan pulp, which could used as new and cheap biomass for the bioethanol production.

Acknowledgements

Fatima Zahrae Zouhair gratefully acknowledges the technical support of the National Institute of Agronomic research (I.N.R.A.) (Rabat, Morocco). Argan oil cooperatives in Tiznit region also are thanked for providing argan pulp. Special thanks to Dr. Hassane Lgaz to his valuable comments and suggestions.

Funding

This study was supported by the National Center for Scientific and Technical Research as part of the Research Excellence Fellowship Program.

Conflict of Interest

The authors declare that they have no conflict of interest.

References

- 1- M. Balat, Production of bioethanol from lignocellulosic materials via the biochemical pathway: A review. *Energ. Convers. Manage.*, **2011** 52, 858–875
- 2- S. Prasad, A. Singh, H.C. Joshi, Ethanol as an alternative fuel from agricultural, industrial and urban residues. *Resour. Conserv. Recycl.*, **2007**, 50, 1–39.
- 3- J.O. Metzger, A. Hüttermann, Sustainable global energy supply based on lignocellulosic biomass from afforestation of degraded areas. *Naturwissenschaften*, **2009**, 96, 279–288. <http://dx.doi.org/10.1007/s00114-008-0479-4>.
- 4- G.A. Olah, A. Goepfert, G.K.S. Prakash, Beyond Oil and Gas: The Methanol Economy: Second Edition, Beyond Oil and Gas: The Methanol Economy: Second Edition, **2009** doi: 10.1002/9783527627806.
- 5- M. Shaheen, M. Choi, W. Ang, Y. Zhao, J. Xing, J. Yang, J. Xing, J. Zhang, J. Chen, Application of low-intensity pulsed ultrasound to increase bioethanol production. *Renew. Energy*. **2013**, 57, 462–468.
- 6- W. Lim, J. Kim, H. Kim, J. Choi, I. Choi, J. Lee, Structural properties of pretreated biomass from different acid pretreatments and their effects on simultaneous saccharification and ethanol fermentation. *Bioresour. Technol.*, **2013**, 139, 214–219.
- 7- F. Monlau, A. Barakat, E. Trabaly, C. Dumas, J.P. Steyer, H. Carrere, Lignocellulosic materials into biohydrogen and biomethane: impact of structural features and pretreatment. *Critical. Rev. Environ. Sci. Technol.*, **2013**, 43, 260–322.
- 8- A. Barakat, H. de Vries, X. Rouau, Dry fractionation process as an important step in current and future lignocellulose biorefineries: a review. *Bioresour. Technol.*, **2013**, 134, 362–73.
- 9- P. Alvira, E. Tomás-Pejó, M. Ballesteros, M.J. Negro, Pretreatment technologies for an efficient bioethanol production process based on enzymatic hydrolysis: A review. *Bioresour. Technol.*, **2010**, 101, 4851–4861.
- 10- I. Ballesteros, M. Ballesteros, P. Manzanares, M.J. Negro, J.M. Oliva, F. Sáez, Dilute sulfuric acid pretreatment of cardoon for ethanol production. *Biochem. Eng. J.*, **2008**, 42, 84–91.
- 11- Z.H. Hu, Z.Y. Wen, enhancing enzymatic digestibility of switchgrass by microwave-assisted alkali pretreatment. *Biochem. Eng. J.*, **2008**, 38, 369–378.
- 12- C.H. Choi, B.H. Um, Y.S. Kim, K.K. Oh, Improved enzyme efficiency of rapeseed straw through the two-stage fractionation process using sodium hydroxide and sulfuric acid. *Appl. Energy*, **2012**, 102, 640–6.
- 13- J. Da Costa, J.E. Marques, L.R. Gonçalves, M. Valderez, Alkaline hydrogen peroxide pretreatment of cashew apple bagasse for ethanol production: study of parameters. *Bioresour. Technol.*, **2013**, 139, 249–256.
- 14- Q. Yu, X.S. Zhuang, Z.H. Yuan, W. Qi, Q. Wang, X.S. Tan, The effect of metal salts on the decomposition of sweet sorghum bagasse in flow-through liquid hot water. *Bioresour. Technol.*, **2011**, 102, 3445–3450.
- 15- W.H. Chen, Y.J. Tu, H.K. Sheen, Disruption of sugarcane bagasse lignocellulosic structure by means of dilute sulfuric acid pretreatment with microwave assisted heating. *Appl. Energy*, **2011**, 88(8), 2726–34.
- 16- H.Z. Chen, L.Y. Liu, Unpolluted fractionation of wheat straw by steam explosion and ethanol extraction. *Bioresour. Technol.*, **2007**, 98, 666–676.
- 17- S.Y. Jin, H.Z. Chen, Superfine grinding of steam-exploded rice straw and its enzymatic hydrolysis. *Biochem. Eng. J.*, **2006**, 30, 225–230.
- 18- Y. Zheng, C. Lee, C. Yu, Y.S. Cheng, R. Zhang, B.M. Jenkins, Dilute acid pretreatment and fermentation of sugar beet pulp to ethanol. *Appl. Energy*, **2013**, 105, 1–7.
- 19- T. Vancov, S. McIntosh, Mild acid pretreatment and enzyme saccharification of Sorghum bicolor straw. *Appl. Energy*, **2012**, 92, 421–8.
- 20- K. Karimi, G. Emteiaz, M.J. Taherzadeh, Ethanol production from dilute-acid pretreated rice straw by simultaneous saccharification and fermentation with *Mucor indicus*, *Rhizopus oryzae*, and *Saccharomyces cerevisiae*. *Enzyme. Microbiol. Technol.*, **2006**, 40, 138–144.
- 21- A.H. Brennan, W. Hoagland, D.J. Schell, High temperature acid hydrolysis of biomass using an engineering-scale plug flow reactor: Result of low solids testing. *Biotechnol. Bioeng. Symp.*, **1986**, 17, 53–70.
- 22- A. Esteghlalian, A.G. Hashimoto, J.J. Fenske, M.H. Penner, Modeling and optimization of the dilute-sulfuric-acid pretreatment of corn stover, poplar and switchgrass. *Bioresour. Technol.*, **1997**, 59, 129–136.
- 23- H.B. Klinke, A.B. Thomsen, B.K. Ahring, Inhibition of ethanol-producing yeast and bacteria by degradation products produced during pre-treatment of biomass. *Appl. Microbiol. Biotechnol.*, **2004**, 66, 10–26.
- 24- S. Gámez, J.J. González-Cabiales, J.A. Ramírez, G. Garrote, Study of the hydrolysis of sugar cane bagasse using phosphoric acid. *J. Food Eng.*, **2006**, 74, 78–88.
- 25- Y. Kim, E. Ximenes, N.S. Mosiera, M.R. Ladisch, Soluble inhibitors/deactivators of cellulase enzymes from lignocellulosic

- biomass,” *Enzyme. Microb. Technol.* **2011**, 48 (5), 408-415.
- 26- E.A. Ximenes, Y. Kim, N.S. Mosier, B.S. Dien, M. R. Ladisch, Inhibition of cellulases by phenols. *Enzyme. Microb. Tech.* **2010**, 46(4), 170-176.
- 27- E.A. Ximenes, Y. Kim, N.S. Mosier, B.S. Dien, M. R. Ladisch, Deactivation of cellulases by phenols, *Enzyme. Microb. Tech.* **2011**, 48 (1), 54-60.
- 28- S.F. Chen, R.A. Mowery, C.J. Scarlata, C.K. Chambliss, Compositional analysis of water-soluble materials in corn stover. *J. Agr. Food. Chem.* **2007**, 55(15), 5912-5918.
- 29- S. Larsson, A. Quintana-Sáinz, A. Reimann, N.O. Nilvebrant, L.J. Jönsson, Influence of lignocellulose-derived aromatic compounds on oxygen limited growth and ethanolic fermentation by *Saccharomyces cerevisiae*, *Appl. Biochem. Biotech.* **2000**, 84, 617-632.
- 30- T.A. Clark, K.L. Mackie, Fermentation inhibitors in wood hydrolysates derived from the softwood *Pinus radiata*, *J. Chem. Technol. Biot.* **1984**, 34(2), 101-110.
- 31- S.V. Sandhya, K. Kiran, M. Kuttiraja, V.E. Preeti, R. Sindhu, S. Vani, S.R. Kumar, A. Pandey, P. Binod, Evaluation of polymeric adsorbent resins for efficient detoxification of liquor generated during acid pretreatment of lignocellulosic biomass. *Indian J. Exp. Biol.* **2013**, 51, 1012–1017.
- 32- J. Travis, B.B.C. Lybbert, H. Narjisse, Market-based conservation and local benefits: the case of argan oil in Morocco. *Ecol. Econ.* **2002**, 4, 125–144.
- 33- U. Swenson, A. Anderberg, Phylogeny character evolution and classification of Sapotaceae (Ericales). *Cladistics*, **2005**, 21, 101–130.
- 34- A. El aich, A. Bourbouze, P. Bas, P.Morand-fehr, Natural products for upgrading sustainability of land resources and landscapes : the case of the argan forest. *Livestock Farming Systems: Product Quality Based on Local Resources Leading to improved sustainability*, EAAP publication No.118, **2006**, Benevento, Italy
- 35- AOAC Official Methods of Analysis, 15th edn, **1990**. Association of Official Analytical Chemists Washington, Dc.
- 36- M. Dubois, K.A. Gilles, J.K. Hamilton, P.A. Rebers, F. Smith, Colorimetric method for determination of sugar and related substances. *Anal. Chem.* **1956**, 28, 350-356.
- 37- G.L. Miller, Use of Dinitrosalicylic Acid Reagent for Determination of Reducing Sugar. *Anal. Chem.* **1959**, 31, 426–428.
- 38- V.L. Singleton, J.A. Rossi, Colorimetry of total phenolics with phosphomolybdic phosphotungstic acid reagents. *Am. J. Enol. Vitic.* **1965**, 16, 144-158.
- 39- T. Hatano, H.T. Kagawa, T. Okuda, Two new flavonoids and other constituent in licore root: their relative astringency and radical scavenging affects. *Chem. Pharm. Bull.* **1988**, 36, 1090-2097.
- 40- F.Z. Zouhair, A. Benali, M.R. Kabbour, K. El Kabous, E.H el Maadoudi, M. Bouksaim, A. Essamri, Typical characterization of argane pulp of various Moroccan areas: A new biomass for the second generation bioethanol production. *Journal of the Saudi Society of Agricultural Sciences*, 2018, <https://doi.org/10.1016/j.jssas.2018.09.004>.
- 41- H. Keweloh, G. Weyrauch, H.J. Rehm, Phenol-induced membrane changes in free and immobilized *Escherichia coli*,” *Appl. Microbiol. Biot.* **1990**, 33 (1), 66-71.
- 42- A. Tejirian, F. Xu, Inhibition of enzymatic cellulolysis by phenolic compounds. *Enzyme. Microb. Tech.* **2011**, 48 (3), 239-247.